

H12056A-PA3130 SYSTEM DATASHEET

SYSTEM PERFORMANCE	METRIC	IMPERIAL
Sine Force Peak kN (lbf)	117.6	26,437
Random Force rms kN (lbf)	117.6	26,437
Shock Force (6ms) kN (lbf)	235.2/352.8**	52,875/79,312**
Useful Frequency Range Hz	5-2400	5-2400
Continuous Displacement mm (in)	51/76*	2.0/3.0*
Shock Displacement mm (in)	51/76*	2.0/3.0*
Max Velocity m/s (in/s)	2.0/2.5**	78.7/98.4**
Max Acceleration Sine Peak m/s ² (g)	980	100

Water-cooled system ideally suited to test medium to large-sized electronic parts, connectors, hand-held units and large mechanical assemblies.

- Continuous displacement 51 mm (2.0 in) / 76 mm (3.0 in)*
- Useable frequency range 5 - 2400 Hz
- Max static payload 1500 kg (3307 lb)
- Air-cooled amplifier efficiency > 90%
- Rugged isolated trunnion

* With LSO and TSO option

**Only available with TSO option

H12056A SHAKER	METRIC	IMPERIAL
Armature Diameter mm (in)	560	22.0
Armature Material	Al	Al
Effective Armature Mass kg (lb)	100	220
Armature Insert Pattern PCD mm (in) plus 1 in center	8-200/8-400/8-520	8-8/8-16/8-20
Armature Insert Threads	M16	1/2 - 13 UNC
First Resonant Frequency (bare table) ±5% Hz	1900	1900
Max Static Payload kg (lb)	1500	3307
Natural Frequency Thrust Axis Hz	< 5	< 5
Shaker Weight Uncrated kg (lb)	9,000	19,842

SLIP TABLES

Mono-base slip tables in a wide-range of sizes and configurations for maximum over-turning moment and cross-axial restraint

PA3130 POWER AMPLIFIER	METRIC	IMPERIAL
Number of Sub-modules Supplied	28	28
Rated Power Output kVA	130	130
Rated Output Voltage V rms	100	100
Rated Output Current A rms	1300	1300
Number of Cabinets	3	3
System Required Power kVA	180	180
Amplifier Weight Uncrated kg (lb)	2100	4630
Dimensions Uncrated (W x D x H) mm (in)	1740 x 850 x 1800	68.5 x 33.5 x 70.9

OPTIONS & ACCESSORIES

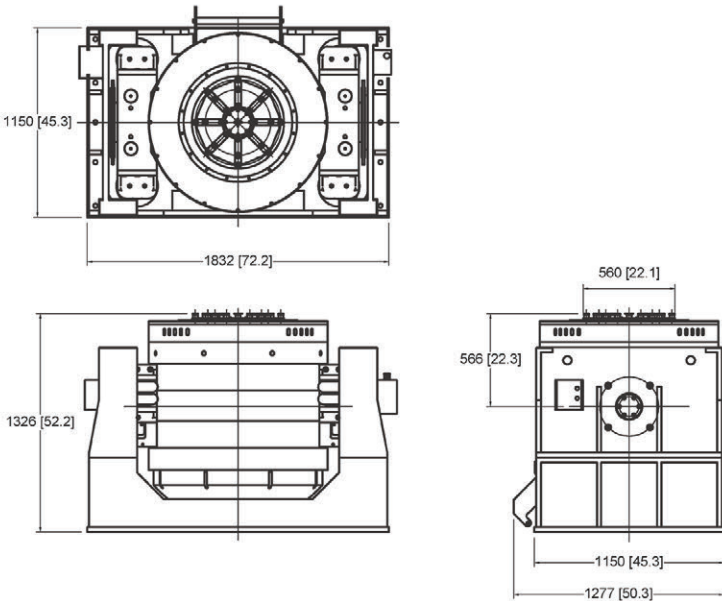
Sentek Dynamics offers a wide selection of options and accessories for unique applications and complete turn-key systems.

- Custom armature and slip table insert patterns and threads available
- Air-isolation feet, pads and mounts to eliminate need for seismic floor
- Thermal barrier for use with environmental test chambers
- Remote control panel for remote operation

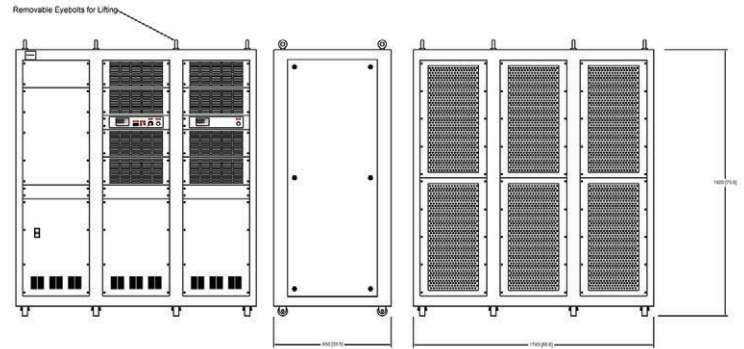
CU-4 WATER COOLING UNIT	METRIC	IMPERIAL
Power Requirement (3-phase) kVA	4	4
Min Facility Cooling Water (Flow L/Min) (gpm)	220	58
Max Facility Cooling Water Temp °C (°F)	25	77
Dimensions (W x D x H) mm (in)	1000 x 1000 x 1900	39.4 x 39.4 x 74.9
Cooling Unit Weight Uncrated kg (lb)	550	1213



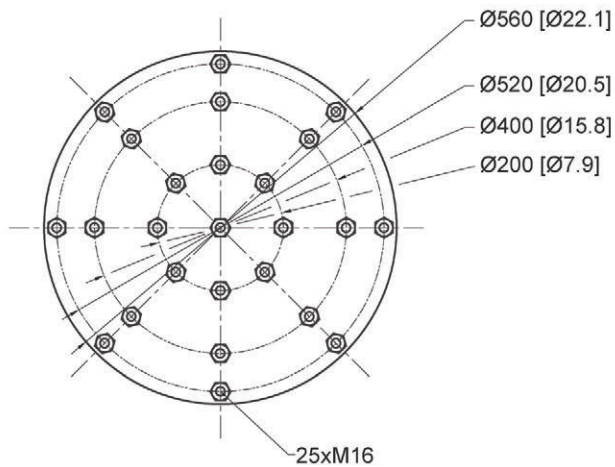
SHAKER MODEL H12056A



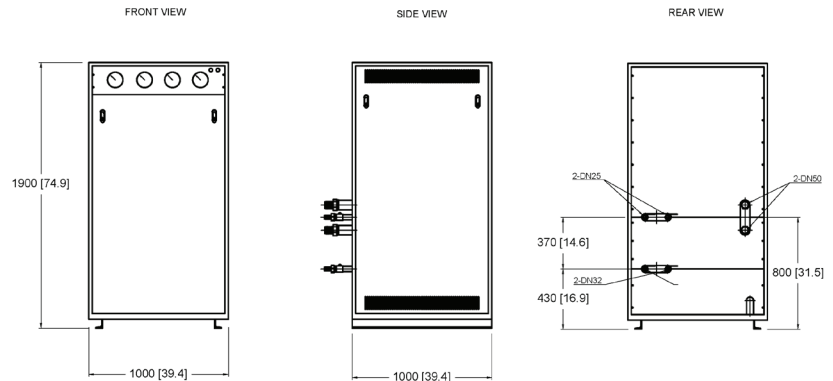
POWER AMPLIFIER MODEL PA3130



ARMATURE INSERT PATTERN



WATER COOLING UNIT CU-4



SENTEK DYNAMICS
2370 OWEN STREET
SANTA CLARA, CA 95054
UNITED STATES OF AMERICA

PHONE: +1.408.200.3100 | FAX: +1.408.659.8229 | WWW.SENTEKDYNAMICS.COM | SALES@SENTEKDYNAMICS.COM

© 2017 Sentek Dynamics, All Rights Reserved. 05/2017

Notice: This document is for informational purposes only and does not set forth any warranty, expressed or implied, concerning any equipment, equipment feature, or service offered or to be offered by Sentek Dynamics. Sentek Dynamics reserves the right to make changes to this document at any time, without notice, and assumes no responsibility for its use. This informational document describes features that may not be currently available. Contact a Sentek Dynamics sales representative for information on features and product availability.