

PROPRIETARY AND CONFIDENTIAL

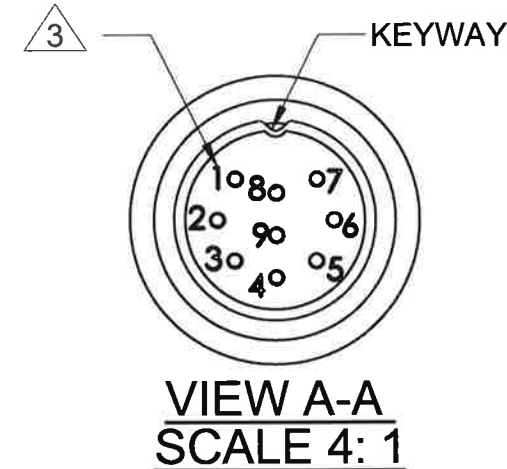
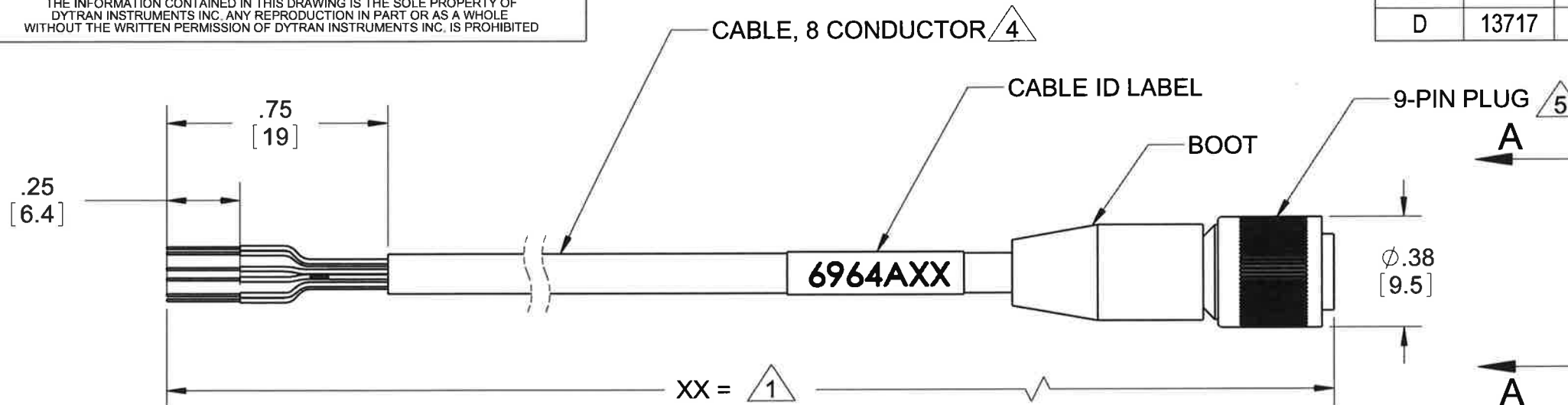
THE INFORMATION CONTAINED IN THIS DRAWING IS THE SOLE PROPERTY OF DYTRAN INSTRUMENTS INC. ANY REPRODUCTION IN PART OR AS A WHOLE WITHOUT THE WRITTEN PERMISSION OF DYTRAN INSTRUMENTS INC. IS PROHIBITED

REVISIONS

REV	ECN	DESCRIPTION	BY/DATE	CHK	APPR
D	13717	RELOCATED OVERALL DIMENSION	RA 09/13/17	MH	LD

D

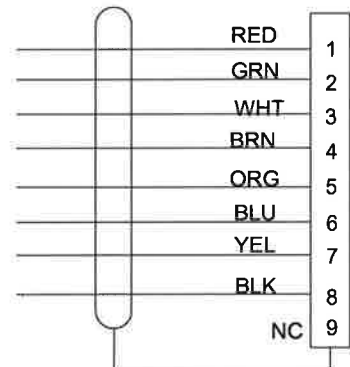
D



C

C

9 PIN PLUG



SCHEMATIC

4 CABLE SPECIFICATIONS

CONDUCTORS	AWG 26-7/34 TIN PLATED COPPER
TEMPERATURE	392 °F [200 °C]
CABLE DIAMETER	.135 MAX
JACKET	WHITE FEP .010 WALL THICKNESS
SHIELDING	38 AWG SILVER PLATED COPPER BRAIDED 95% COVERAGE 7E-16C 36F/30B
VOLTAGE	600 VOLTS
FILLER	FIBERGLASS

5 CONNECTOR SPECIFICATIONS

HOUSING MATERIAL AND FINISH	BRASS, GOLD PER MIL-G-45204 TYPE II, CLASS 1
CONTACTS: TYPE, MATERIAL, AND FINISH	SOCKET, BRASS, GOLD PER MIL-G-45204 TYPE II, CLASS 1
PLUG INSERT	PEEK
BOOT	FLUORO-SILICONE
WEIGHT	4.5 GRAMS MAX

1 CABLE LENGTH TOLERANCE

ENGLISH		METRIC	
≤1FT	+1/ -0 IN	≤0.3m	+25mm/-0mm
>1 FT - 5 FT	+2/ -0 IN	>0.3m-1.5m	+50mm/-0mm
> 5 FT - 10 FT	+4/ -0 IN	>1.5m-3m	+100mm/-0mm
>10 FT - 25FT	+6 / -0 IN	>3m-7.5m	+150mm/-0mm
>25 FT	+5% / -0%	>7.5m	+5%-0%

5 SEE TABLE FOR CONNECTOR SPECIFICATIONS.

4 SEE TABLE FOR CABLE SPECIFICATIONS.

3 PIN NUMBERS SHOWN ARE FOR REFERENCE ONLY AND DO NOT APPEAR ON ACTUAL PART.

2. OPERATING RANGE: -67 °F (-55 °C) TO 248 °F (120 °C).

1 MODEL NO. 6964AXX ("XX" EQUALS LENGTH IN FEET).

NOTES: UNLESS OTHERWISE SPECIFIED

UNLESS OTHERWISE SPECIFIED: DIMENSIONS ARE IN INCHES. TOLERANCES ARE: DECIMALS .XX ±.03 .XXX ±.010 METRIC .X ±0.8 .XX ±0.25 ANGLES ±1°

APPROVALS: DRAWN RA 12/17/10, DESIGN RA 12/17/10, CHK DV 05/10/11, APP ANS 05/17/11

DO NOT SCALE DRAWING

THIRD ANGLE PROJECTION

UNLESS OTHERWISE SPECIFIED: DIMENSIONS ARE IN INCHES. TOLERANCES ARE: DECIMALS .XX ±.03 .XXX ±.010 METRIC .X ±0.8 .XX ±0.25 ANGLES ±1°

ALL MACHINED SURFACES. TOTAL RUNOUT WITHIN .005. BREAK SHARP EDGES .005 TO .010. MACHINED FILLET RADII .005 TO .015. WELDING SYMBOLS PER AWS A2.4. ABBREVIATIONS PER MIL-STD-12.

MASTER DYTRAN INSTRUMENTS, INC. Chatsworth, CA

TITLE: OUTLINE/INSTALLATION, CABLE ASSY, 9-PIN PLUG TO FLYING LEAD

SIZE B CAGE CODE 2W033 DWG NO 127-6964A REV D

SCALE: 1:2 PART NO: SHEET 1 OF 1

A

A