

PROPRIETARY AND CONFIDENTIAL

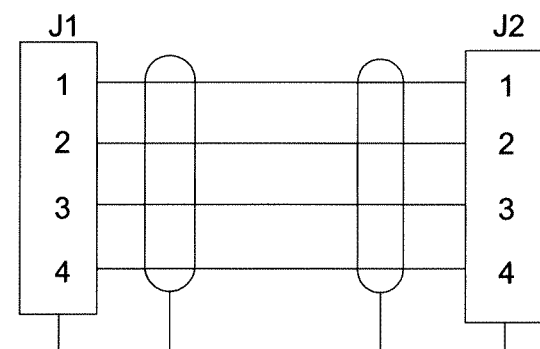
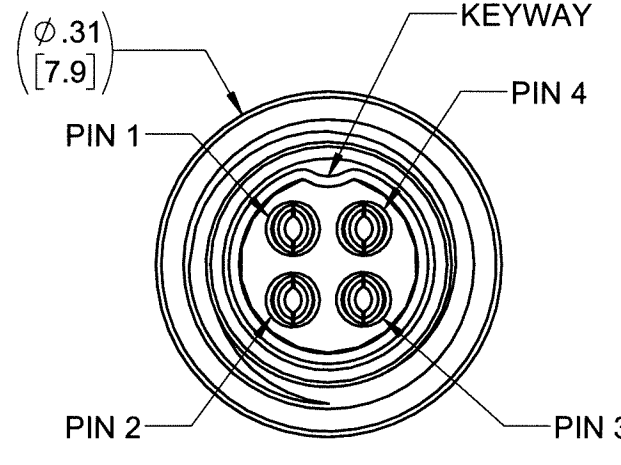
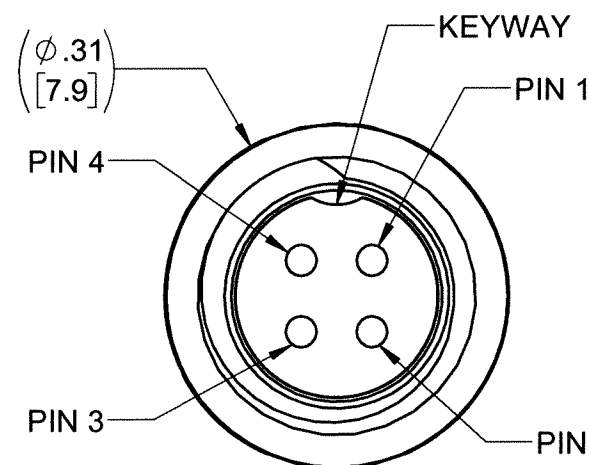
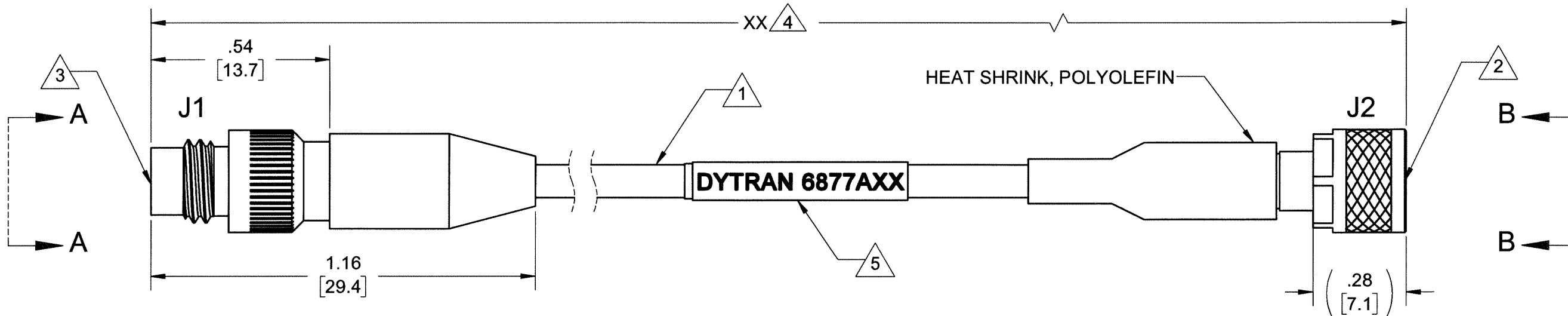
THE INFORMATION CONTAINED IN THIS DRAWING IS THE SOLE PROPERTY OF DYTRAN INSTRUMENTS INC. ANY REPRODUCTION IN PART OR AS A WHOLE WITHOUT THE WRITTEN PERMISSION OF DYTRAN INSTRUMENTS INC. IS PROHIBITED

4 CABLE LENGTH TOLERANCE

ENGLISH		[METRIC]	
≤1FT	+1/ -0 IN	≤0.3m	+25mm -0mm
>1 FT - 5 FT	+2/ -0 IN	.0.3 m-1.5m	+50mm -0mm
> 5 FT - 10 FT	+4/ -0 IN	>1.5m-3m	+100mm -0mm
>10 FT - 25FT	+6 / -0 IN	>3m-7.5m	+150mm -0mm
>25 FT	+5% / -0%	>7.5m	+5%/-0%

REVISIONS

REV	ECN	DESCRIPTION	BY/DATE	CHK	APPR
C	9713	UPDATED VIEW OF J1 CONNECTOR	AB 03/11/13	JS	AS
D	14575	UPDATED VIEW OF J2 CONNECTOR, UPDATE FORMAT	DP 10/05/18	KG	LN
E	15227	SEE ECN	DA, 07/23/19	KG	KG



1 4 CONDUCTOR, SHIELDED CABLE	
CONDUCTORS	30 AWG 7/38 SILVER PLATED COPPER
WIRE TYPE	PFA INSULATION OD .024" ±.002"
SHIELD	SILVER PLATED COPPER BRAID, 90% MIN COVERAGE
JACKET	FEP, BLACK, .006/.015 WALL
DIAMETER	.105 MAX
TEMP	-65 °C (-85 °F) TO +200 °C (+392 °F)
VOLTAGE	250 VOLTS

- 6. OPERATING TEMP: -55 °C TO 110 °C (-67 °F TO +230 °F)
 - 5 CABLE MODEL NUMBER LABEL MATERIAL : POLYOLEFIN
 - 4 PART NUMBER: 6877AXX (XX DENOTES LENGTH IN FEET). SEE TABLE FOR LENGTH TOLERANCE.
 - 3 MICROTECH DR-4S-3 CONNECTOR, RECEPTACLE, 4 PIN, 1/4-28 UNF-2A.
 - 2 CONNECTOR, PLUG, 4 PIN, 1/4-28 UNF-2B
 - 1 SEE TABLE FOR CABLE SPECIFICATIONS.
- NOTES: UNLESS OTHERWISE SPECIFIED

UNLESS OTHERWISE SPECIFIED: INTERPRET DIM & TOL PER ASME Y14.5M - 1994. REMOVE BURRS. COUNTERSINK INTERNAL THDS 90° TO MAJOR DIA. CHAM EXT THDS 45° TO MINOR DIA. THD LENGTHS AND DEPTHS ARE FOR MIN FULL THDS. DIMENSIONS APPLY AFTER FINISHING.

ALL MACHINED SURFACES. TOTAL RUNOUT WITHIN .005. BREAK SHARP EDGES .005 TO .010. MACHINED FILLET RADII .005 TO .015. WELDING SYMBOLS PER AWS A2.4. ABBREVIATIONS PER MIL-STD-12.

UNLESS OTHERWISE SPECIFIED: DIMENSIONS ARE IN INCHES. DIMENSIONS IN BRACKETS [] ARE IN MILLIMETERS TOLERANCES ARE:

DECIMALS	METRIC	ANGLES
.XX ±.03	.X ±0.8	±1°
.XXX ±.010	.XX ±0.25	

APPROVALS		DATE
ORIG	DV	10/02/08
CHK	ANS	10/18/08
APP	DV	10/21/08

DO NOT SCALE DRAWING

THIRD ANGLE PROJECTION USA

DYTRAN INSTRUMENTS, INC. Chatsworth, CA

MASTER ONLY IF IN RED

TITLE: **OUTLINE/ INSTALLATION DWG, 6877A SERIES**

SIZE B	CAGE CODE 2W033	DWG NO 127-6877A	REV E
---------------	------------------------	-------------------------	--------------

SCALE: 3:1 SHEET 1 OF 1