

PROPRIETARY AND CONFIDENTIAL

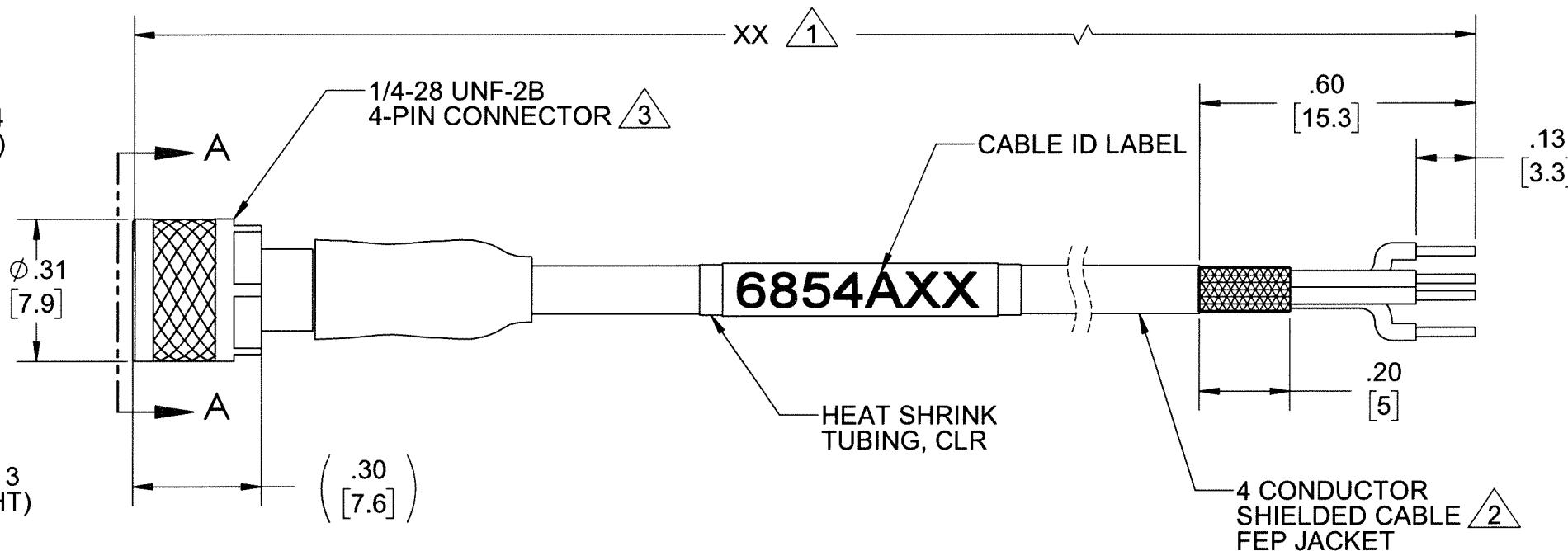
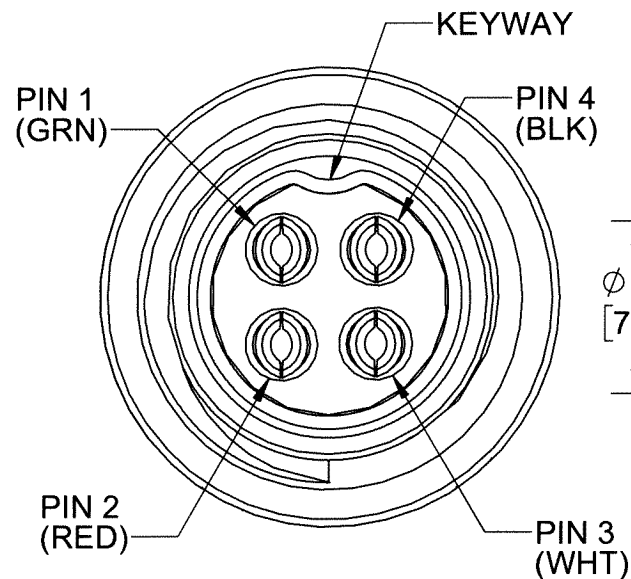
THE INFORMATION CONTAINED IN THIS DRAWING IS THE SOLE PROPERTY OF DYTRAN INSTRUMENTS INC. ANY REPRODUCTION IN PART OR AS A WHOLE WITHOUT THE WRITTEN PERMISSION OF DYTRAN INSTRUMENTS INC. IS PROHIBITED

1 CABLE LENGTH TOLERANCE

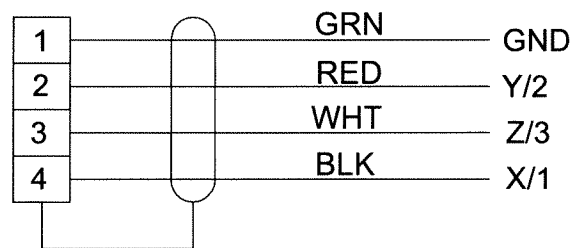
ENGLISH		METRIC	
≤1FT	+1/ -0 IN	≤0.3m	+25mm/-0mm
>1 FT - 5 FT	+2/ -0 IN	>0.3m-1.5m	+50mm/-0mm
> 5 FT - 10 FT	+4/ -0 IN	>1.5m-3m	+100mm/-0mm
>10 FT - 25FT	+6 / -0 IN	>3m-7.5m	+150mm/-0mm
>25 FT	+5% / -0%	>7.5m	+5%-0%

REVISIONS

REV.	ECN	DESCRIPTION	BY/DATE	CHK	APPR
D	13067	SEE ECN	LA 10/28/16	JS	LN
E	13264	ZONE B/3 REMOVED: GND, Y/2, Z/3, X1	RA, 02/08/17	LA	JN
F	13717	RELOCATED OVERALL LENGTH DIMENSION	RA, 09/13/17	MH	LN
G	14538	REVISED CONNECTOR DETAIL	RA, 09/24/18	DP	W



VIEW A-A
SCALE 8 : 1



SCHEMATIC DIAGRAM

2 CABLE SPECIFICATIONS

CONDUCTORS	30 AWG 7/38 SILVER PLATED COPPER
TEMPERATURE	392°F [200 °C]
CABLE DIAMETER	∅ .105 MAX.
JACKET	FEP, .015 WALL NOM. COLOR BLACK
SHIELDING	SILVER PLATED COPPER, 90% MIN COVERAGE
CABLING	M27500
VOLTAGE	250 VOLTS
FILLER	NONE

4. OPERATING RANGE: -67 °F (-55 °C) TO 230 °F (110 °C).

3 CONNECTOR MATERIAL: BRASS, GOLD

2 SEE TABLE FOR CABLE SPECIFICATIONS.

1 PART NUMBER 6854AXX (XX DENOTES LENGTH IN FEET).

NOTES: UNLESS OTHERWISE SPECIFIED

UNLESS OTHERWISE SPECIFIED:
INTERPRET DIM & TOL PER
ASME Y14.5M - 1994.
REMOVE BURRS.
COUNTERSINK INTERNAL THDS
90° TO MAJOR DIA.
CHAM EXT THDS 45° TO MINOR DIA.
THD LENGTHS AND DEPTHS ARE FOR
MIN FULL THDS.
DIMENSIONS APPLY AFTER FINISHING.

ALL MACHINED SURFACES.
TOTAL RUNOUT WITHIN .005.
BREAK SHARP EDGES .005 TO .010.
MACHINED FILLET RADII .005 TO .015.
WELDING SYMBOLS PER AWS A2.4.
ABBREVIATIONS PER MIL-STD-12.

UNLESS OTHERWISE SPECIFIED:
DIMENSIONS ARE IN INCHES.
DIMENSIONS IN BRACKETS [] ARE IN
MILLIMETERS TOLERANCES ARE:
DECIMALS METRIC ANGLES
.XX ±.03 X ± 0.8 ±1°
.XXX ±.010 .XX ±0.25

APPROVALS		DATE
ORIG	RA	12/14/06
CHK	CES	12/14/06
APP	CES	12/14/06

DO NOT SCALE DRAWING



Chatsworth, CA

MASTER
ONLY IF IN RED

TITLE:
OUTLINE/INSTALLATION DWG, CABLE ASSEMBLY,
4-PIN TO CUTOFF, MODEL 6854A, ROHS
COMPLIANT

SIZE B	CAGE CODE 2W033	DWG NO 127-6854A	REV G
SCALE: 4:1	PART NO:	SHEET 1 OF 1	