

PROPRIETARY AND CONFIDENTIAL

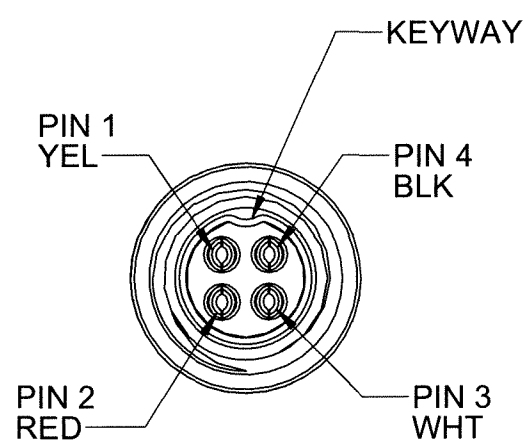
THE INFORMATION CONTAINED IN THIS DRAWING IS THE SOLE PROPERTY OF DYTRAN INSTRUMENTS INC. ANY REPRODUCTION IN PART OR AS A WHOLE WITHOUT THE WRITTEN PERMISSION OF DYTRAN INSTRUMENTS INC. IS PROHIBITED

REVISIONS

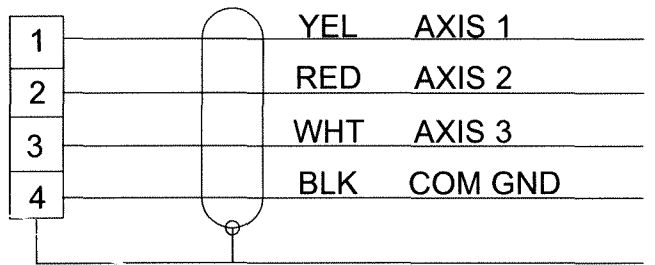
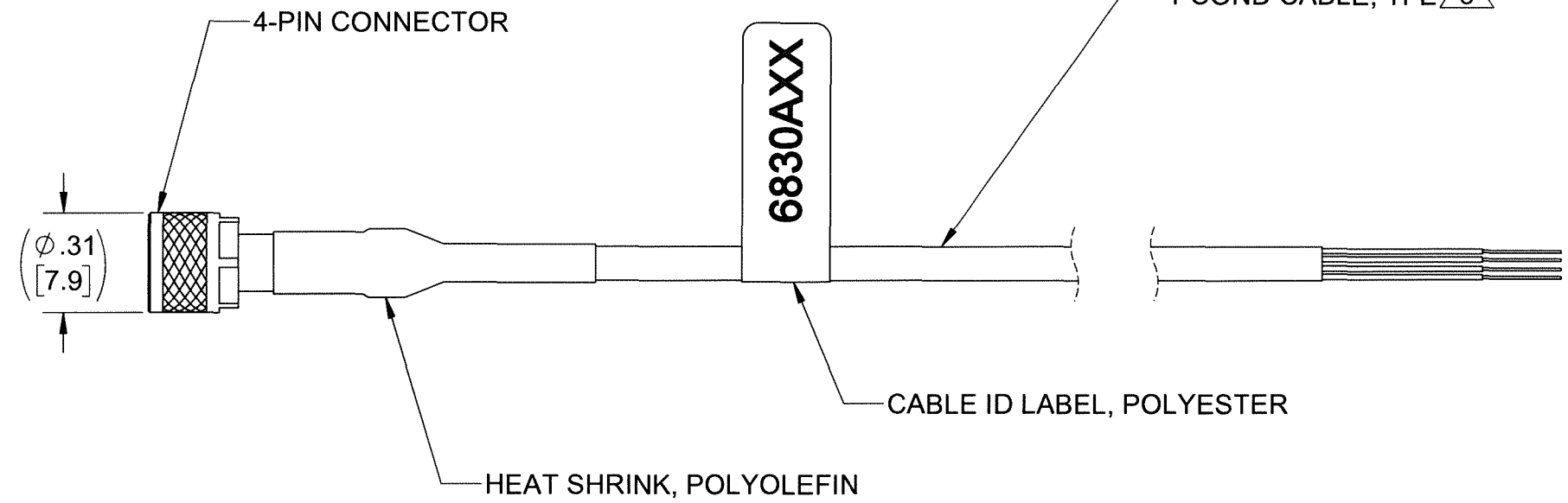
REV.	ECN	DESCRIPTION	BY/DATE	CHK	APPR
E	14565	CONVERTED TO SOLIDWORKS, UPDATED CONNECTOR VIEW	DP 10/08/18	<i>PA</i>	<i>W</i>

1 CABLE LENGTH TOLERANCE

ENGLISH		[METRIC]	
≤1FT	+1/ -0 IN	≤0.3m	+25mm -0mm
>1 FT - 5 FT	+2/ -0 IN	.0.3 m-1.5m	+50mm -0mm
> 5 FT - 10 FT	+4/ -0 IN	>1.5m-3m	+100mm -0mm
>10 FT - 25FT	+6 / -0 IN	>3m-7.5m	+150mm -0mm
>25 FT	+5% / -0%	>7.5m	+5%/-0%



SCALE 4:1



SCHEMATIC DIAGRAM

3 4 CONDUCTOR, SHIELDED CABLE	
CONDUCTORS	30 AWG 7/38 SILVER PLATED COPPER
WIRE TYPE	PFA INSULATION OD .024" ±.002"
SHIELD	SILVER PLATED COPPER BRAID, 90% MIN COVERAGE
JACKET	FEP, BLACK, .006/.015 WALL
DIAMETER	.105 MAX
TEMP	-65 °C (-85 °F) TO +200 °C (+392 °F)
VOLTAGE	250 VOLTS

- 3 SEE TABLE FOR CABLE SPECIFICATIONS.
  - 2. OPERATING TEMPERATURE: -40°C TO 110°C (-40°F TO 230°F)
  - 1 PART NUMBER 6830AXX (XX DENOTES LENGTH IN FEET). SEE TABLE FOR CABLE LENGTH TOLERANCE.
- NOTES: UNLESS OTHERWISE SPECIFIED

UNLESS OTHERWISE SPECIFIED: INTERPRET DIM & TOL PER ASME Y14.5M - 1994. REMOVE BURRS. COUNTERSINK INTERNAL THDS 90° TO MAJOR DIA. CHAM EXT THDS 45° TO MINOR DIA. THD LENGTHS AND DEPTHS ARE FOR MIN FULL THDS. DIMENSIONS APPLY AFTER FINISHING.

UNLESS OTHERWISE SPECIFIED: DIMENSIONS ARE IN INCHES. DIMENSIONS IN BRACKETS [ ] ARE IN MILLIMETERS TOLERANCES ARE:

DECIMALS	METRIC	ANGLES
.XX ±.03	X ± 0.8	±1°
.XXX ±.010	XX ±0.25	

APPROVALS

ORIG	PML	DATE
CHK	PML	04/22/04
APP	PML	03/11/05

ALL MACHINED SURFACES. TOTAL RUNOUT WITHIN .005. BREAK SHARP EDGES .005 TO .010. MACHINED FILLET RADII .005 TO .015. WELDING SYMBOLS PER AWS A2.4. ABBREVIATIONS PER MIL-STD-12.

DO NOT SCALE DRAWING

THIRD ANGLE PROJECTION USA

**DYTRAN INSTRUMENTS, INC.** Chatsworth, CA

**MASTER ONLY IF IN RED**

TITLE: **OUTLINE/INSTALLATION DWG, 4-PIN TO PIGTAILS, MODEL 6830A**

SIZE <b>B</b>	CAGE CODE <b>2W033</b>	DWG NO <b>127-6830A</b>	REV <b>E</b>
---------------	------------------------	-------------------------	--------------

SCALE: 2:1 SHEET 1 OF 1