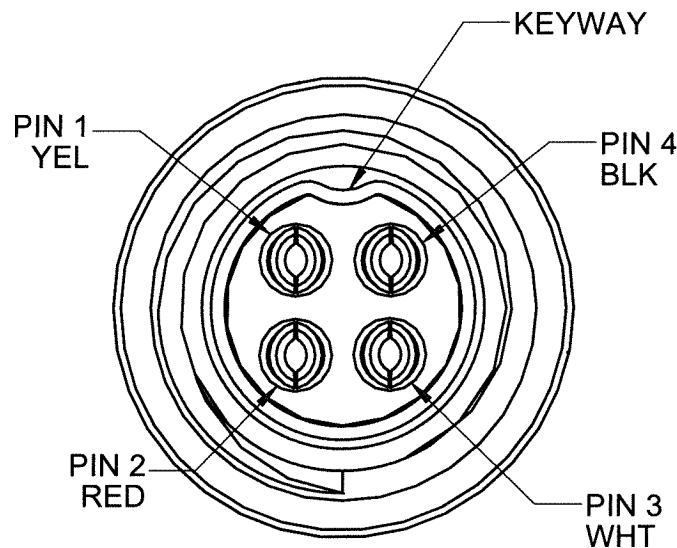


PROPRIETARY AND CONFIDENTIAL

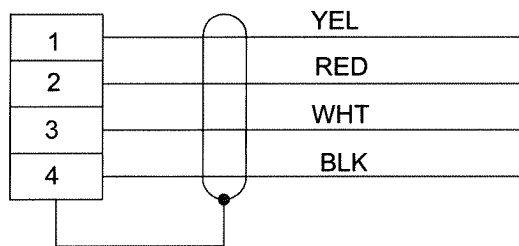
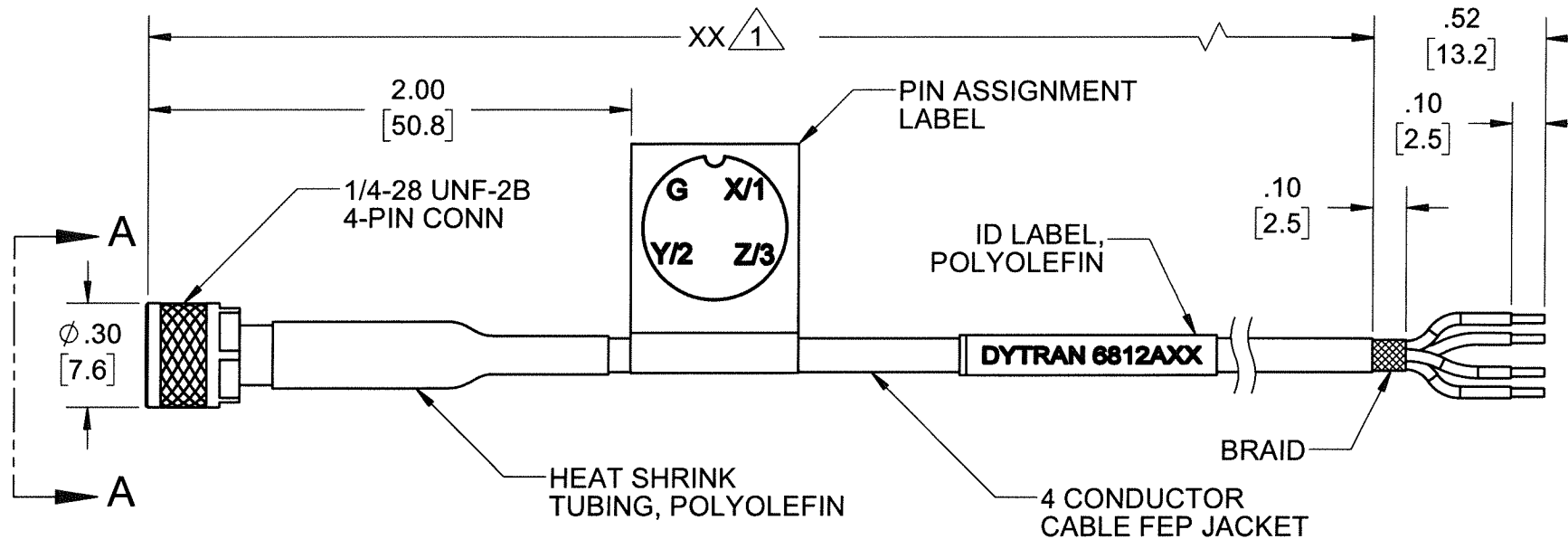
THE INFORMATION CONTAINED IN THIS DRAWING IS THE SOLE PROPERTY OF DYTRAN INSTRUMENTS INC. ANY REPRODUCTION IN PART OR AS A WHOLE WITHOUT THE WRITTEN PERMISSION OF DYTRAN INSTRUMENTS INC. IS PROHIBITED

REVISIONS

REV	ECN	DESCRIPTION	BY/DATE	CHK	APPR
C	10964	ADDED CABLE LENGTH TOL. SCHEMATIC, STRIPPING DIM. CONVERTED TO SW.	EC 05/06/14	EM	DV
D	14539	CONNECTOR IS: 120-0544 WAS: 120-0292	DA, 09/25/18	DA	MH



VIEW A-A  
SCALE 8 : 1



SCHEMATIC DIAGRAM

CABLE LENGTH TOLERANCE			
ENGLISH		METRIC	
≤1FT	+1/ -0 IN	≤0.3m	+25mm/-0mm
>1 FT - 5 FT	+2/ -0 IN	>0.3m-1.5m	+50mm/-0mm
> 5 FT - 10 FT	+4/ -0 IN	>1.5m-3m	+100mm/-0mm
>10 FT - 25FT	+6 / -0 IN	>3m-7.5m	+150mm/-0mm
>25 FT	+5% / -0%	>7.5m	+5%-0%

CABLE SPECIFICATIONS	
CONDUCTORS	30 AWG 7/38 SILVER PLATED COPPER
SHIELD	SILVER PLATED COPPER BRAID, 90% MIN COVERAGE
TEMPERATURE RATING	392°F (+200°C)
VOLTAGE	250 VOLTS
JACKET	.006/.015 WALL NOMINAL BLACK, FEP
CABLE DIA	Ø.090" - Ø.105" [2.29 - 2.67 mm] MAX

UNLESS OTHERWISE SPECIFIED:  
 INTERPRET DIM & TOL PER ASME Y14.5M - 1994.  
 REMOVE BURRS.  
 COUNTERSINK INTERNAL THDS 90° TO MAJOR DIA.  
 CHAM EXT THDS 45° TO MINOR DIA.  
 THD LENGTHS AND DEPTHS ARE FOR MIN FULL THDS.  
 DIMENSIONS APPLY AFTER FINISHING.

ALL MACHINED SURFACES:  
 TOTAL RUNOUT WITHIN .005.  
 BREAK SHARP EDGES .005 TO .010.  
 MACHINED FILLET RADII .005 TO .015.  
 WELDING SYMBOLS PER AWS A2.4.  
 ABBREVIATIONS PER MIL-STD-12.

DECIMALS		METRIC		ANGLES	
.XX ±.03	.X ±0.8	.X ±0.8	.XX ±0.25	±1°	
.XXX ±.010					

APPROVALS		DATE
ORIG	RA	11/18/02
CHK	NC	11/18/02
APP	NC	11/18/02

DO NOT SCALE DRAWING

**DYTRAN INSTRUMENTS, INC.** Chatsworth, CA

**MASTER ONLY IF IN RED**

TITLE: **OUTLINE/INSTALLATION DRAWING, MODEL 6812A**

SIZE <b>B</b>	CAGE CODE <b>2W033</b>	DWG NO <b>127-6812A</b>	REV <b>D</b>
---------------	------------------------	-------------------------	--------------

SCALE: 2:1 SHEET 1 OF 1

3. CABLE ASSEMBLY OPERATING TEMPERATURE -55°C TO +110°C (-131°F TO +230°F)

1 MODEL NUMBER 6812AXX (XX DENOTES LENGTH IN FEET). SEE TABLE FOR TOLERANCE.

NOTES: UNLESS OTHERWISE SPECIFIED