

PROPRIETARY AND CONFIDENTIAL

THE INFORMATION CONTAINED IN THIS DRAWING IS THE SOLE PROPERTY OF DYTRAN INSTRUMENTS INC. ANY REPRODUCTION IN PART OR AS A WHOLE WITHOUT THE WRITTEN PERMISSION OF DYTRAN INSTRUMENTS INC. IS PROHIBITED

1 CABLE LENGTH TOLERANCE

ENGLISH		[METRIC]	
≤1 FT	+1/ -0 IN	≤0.3m	+25mm -0mm
>1 FT - 5 FT	+2/ -0 IN	.0.3 m-1.5m	+50mm -0mm
> 5 FT - 10 FT	+4/ -0 IN	>1.5m-3m	+100mm -0mm
>10 FT - 25FT	+6 / -0 IN	>3m-7.5m	+150mm -0mm
>25 FT	+5% / -0%	>7.5m	+5%/-0%

2 4 CONDUCTOR SHIELDED CABLE

OPERATING TEMPERATURE	-4 °F(-20 °C) TO 194 °F(+90 °C)
OUTSIDE DIAMETER NOM	.240 ±.011
JACKET MATERIAL	PLOYURETHANE
SHIELD MATERIAL	ALUMINUM/MYLAR TAPE
INSULATION MATERIAL	FHDPE
VOLTAGE RATING	300V
BEND RADIUS	10 X CABLE DIAMETER
CONDUCTORS	20 (7/28) AWG TC

REVISIONS

REV.	ECN	DESCRIPTION	BY/DATE	CHK	APPR
A	9772	INITIAL RELEASE	AB, 03/25/13	LA	LN
B	15307	SEE ECN	DA, 09/04/19	KG	LN

D

D

C

C

B

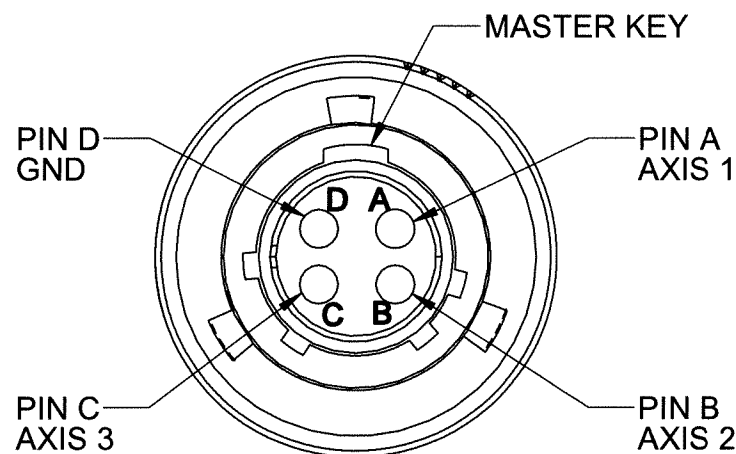
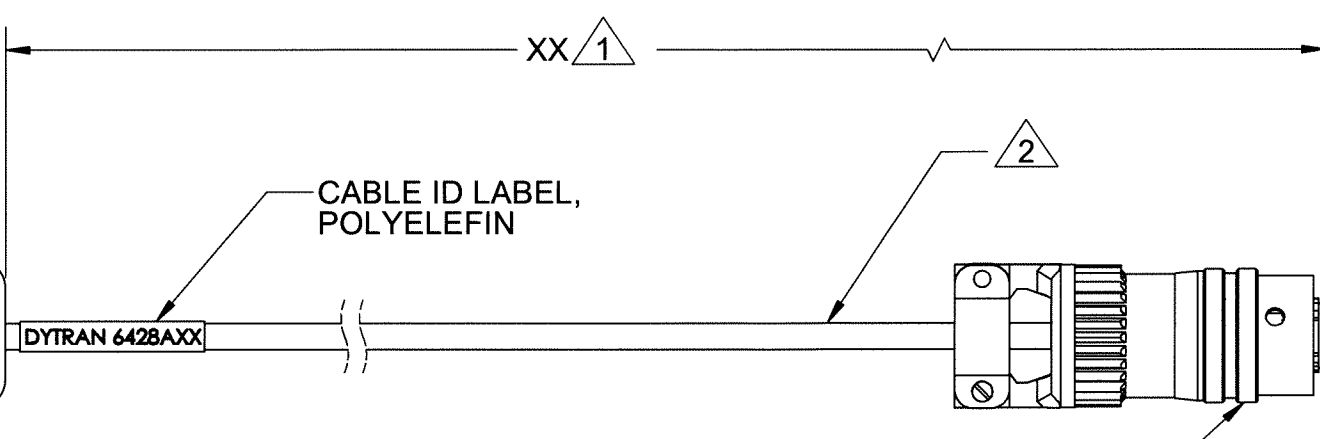
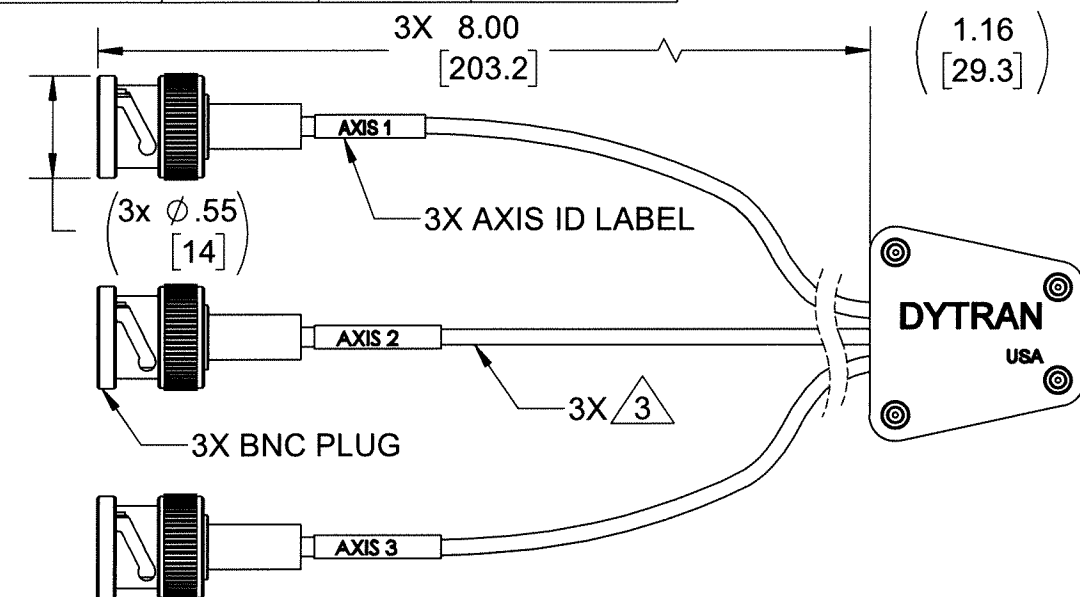
B

A

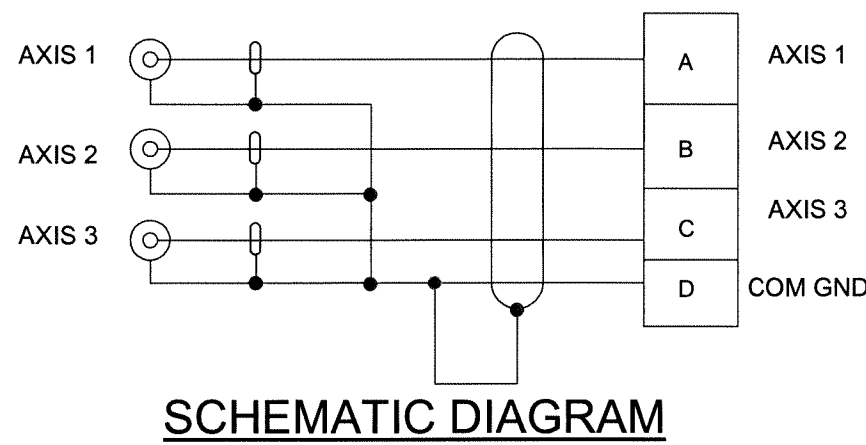
A

3 CABLE, COAXIAL, RG58C/U (MIL-DTL-17)

CENTER CONDUCTOR	20 AWG 19/33 TINNED COPPER CONDUCTOR
INSULATION	POLYETHYLENE Ø.116 ±.004
SHIELD	36 AWG TINNED COPPER BRAIDED SHIELD 95% COVERAGE
JACKET	BLACK PVC, NON CONTAMINATING
DIAMETER	.195 ±.007
TEMPERATURE RATING	-40 ° C (-40 ° F) TO +85 ° C (185 ° F)



SECTION A-A
90°
SCALE 3 : 1



- 4 SEE TABLE FOR CABLE SPECIFICATIONS
 - 3 SEE TABLE FOR CABLE SPECIFICATIONS
 - 2. OPERATING TEMPERATURE: -20 °C TO +80 °C (-4 °F TO +176 °F).
 - 1 PART NUMBER 6428AXX. "XX" DENOTES LENGTH IN FEET.
- NOTES: UNLESS OTHERWISE SPECIFIED

UNLESS OTHERWISE SPECIFIED:
 INTERPRET DIM & TOL PER ASME Y14.5M - 1994.
 REMOVE BURRS.
 COUNTERSINK INTERNAL THDS 90° TO MAJOR DIA.
 CHAM EXT THDS 45° TO MINOR DIA.
 THD LENGTHS AND DEPTHS ARE FOR MIN FULL THDS.
 DIMENSIONS APPLY AFTER FINISHING.

63
 ALL MACHINED SURFACES.
 TOTAL RUNOUT WITHIN .005.
 BREAK SHARP EDGES .005 TO .010.
 MACHINED FILLET RADII .005 TO .015.
 WELDING SYMBOLS PER AWS A2.4.
 ABBREVIATIONS PER MIL-STD-12.

DECIMALS		METRIC		ANGLES ±1°
.XX ±.03	.X ±0.8	.X ±0.8	.XX ±0.25	
.XXX ±.010				

APPROVALS		DATE
ORIG	JS	06/02/16
CHK	LA	06/09/16
APP	LN	06/09/16

DO NOT SCALE DRAWING

THIRD ANGLE PROJECTION
 USA

DYTRAN INSTRUMENTS, INC. Chatsworth, CA

MASTER ONLY IF IN RED

TITLE: **OUTLINE/INSTALLATION DRAWING, CABLE ASSEMBLY, BOOTED 4 PIN MIL PLUG TO THREE BNC PLUGS**

SIZE B	CAGE CODE 2W033	DWG NO 127-6428A	REV B
---------------	------------------------	-------------------------	--------------

SCALE: 1:2 SHEET 1 OF 1