DWG NO	SH	REV
127-60123A	1	A

PROPRIETARY AND CONFIDENTIAL

THE INFORMATION CONTAINED IN THIS DRAWING IS THE SOLE PROPERTY OF DYTRAN INSTRUMENTS INC. ANY REPRODUCTION IN PART OR AS A WHOLE WITHOUT THE WRITTEN PERMISSION OF DYTRAN INSTRUMENTS INC. IS PROHIBITED

REVISIONS

REV.	ECN	DESCRIPTION	BY/DATE	CHK	APPR
A	14650	INITIAL RELEASE	DA, 10/30/18	EP	MH

1 CABLE LENGTH TOLERANCE

ENGLISH		[METRIC]	
≤1FT	+1/ -0 IN	≤0.3m	+25mm -0mm
>1 FT - 5 FT	+2/ -0 IN	.0.3 m-1.5m	+50mm -0mm
> 5 FT - 10 FT	+4/ -0 IN	>1.5m-3m	+100mm -0mm
>10 FT - 25FT	+6 / -0 IN	>3m-7.5m	+150mm -0mm
>25 FT	+5% / -0%	>7.5m	+5%/-0%

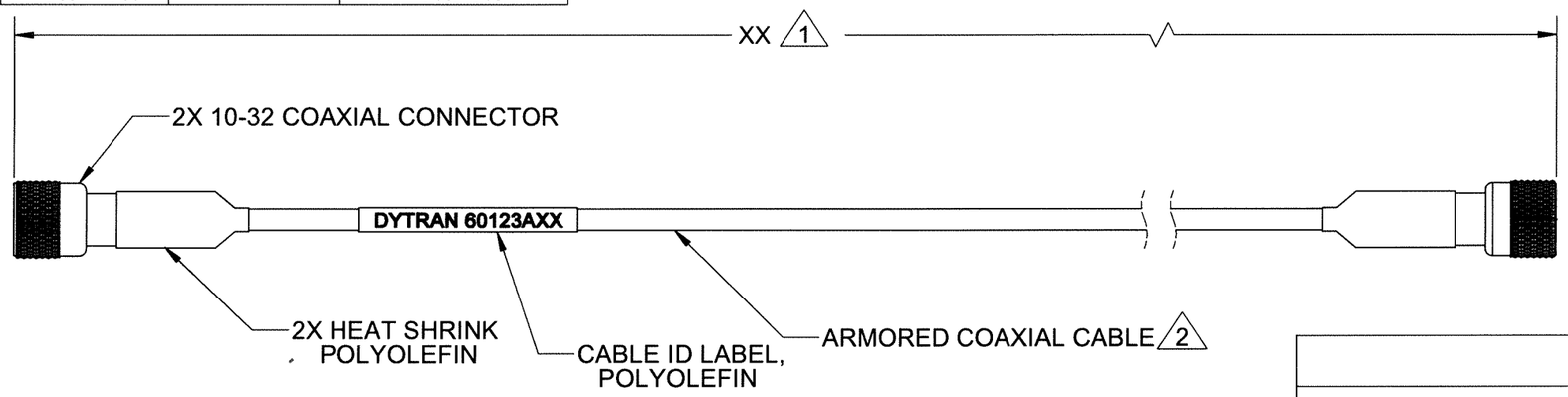

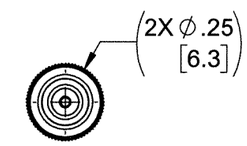

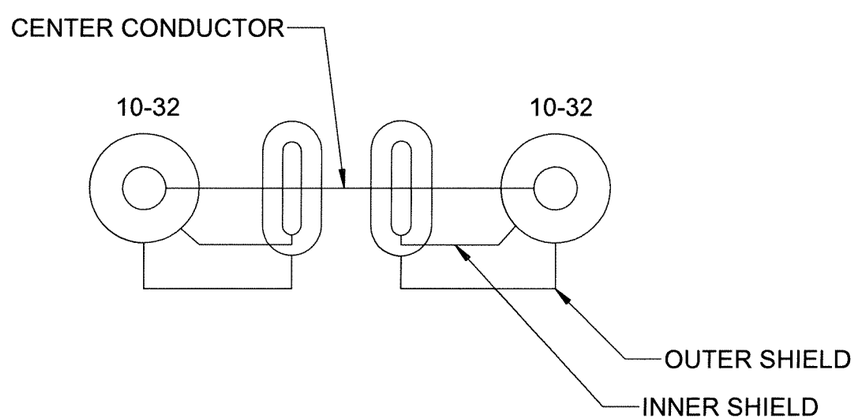

2 COAX CABLE

AWG	30-7/38 SILVER PLATED COPPER
CONDUCTOR INSULATION	EXTRUDED PTFE, CLEAR, Ø.032 NOM.
LOW NOISE WRAP #1 & #2	CARBON TAPE
SHIELD	38 AWG STAINLESS STEEL BRAID, 90% COVERAGE
JACKET	RED PTFE WRAP .005-.010 WALL
DIAMETER	Ø.073
OUTER SHIELD	36 AWG STAINLESS STEEL BRAID 90% COVERAGE
OUTER JACKET	EXTRUDED CLEAR FEP (WALL THICKNESS TO MEED O.D.)
OUTER DIAMETER	Ø.120/.125
TEMP	200 DEG C WIRE RATED
VOLTAGE	600V

SCHEMATIC

3. TEMPERATURE RANGE: -15°F(-26°C) TO +275°F (+135°C).

2 SEE CABLE SPECIFICATION TABLE.

1 PART NUMBER: 60123AXX (XX DENOTES LENGTH IN FEET).

NOTES: UNLESS OTHERWISE SPECIFIED

UNLESS OTHERWISE SPECIFIED:
INTERPRET DIM & TOL PER ASME Y14.5M - 1994.
REMOVE BURRS.
COUNTERSINK INTERNAL THDS 90° TO MAJOR DIA.
CHAM EXT THDS 45° TO MINOR DIA.
THD LENGTHS AND DEPTHS ARE FOR MIN FULL THDS.
DIMENSIONS APPLY AFTER FINISHING.

ALL MACHINED SURFACES.
TOTAL RUNOUT WITHIN .005.
BREAK SHARP EDGES .005 TO .010.
MACHINED FILLET RADII .005 TO .015.
WELDING SYMBOLS PER AWS A2.4.
ABBREVIATIONS PER MIL-STD-12.

UNLESS OTHERWISE SPECIFIED:
DIMENSIONS ARE IN INCHES.
DIMENSIONS IN BRACKETS [ ] ARE IN MILLIMETERS TOLERANCES ARE:

DECIMALS	METRIC	ANGLES
.XX ±.03	.X ± 0.8	±1°
.XXX ±.010	.XX ±0.25	

APPROVALS		DATE
ORIG	DA	10/30/18
CHK	EP	10/31/18
APP	MH	11/1/18

DO NOT SCALE DRAWING

THIRD ANGLE PROJECTION USA

DYTRAN INSTRUMENTS, INC. Chatsworth, CA

MASTER ONLY IF IN RED

TITLE: OUTLINE/INSTALLATION DRAWING, CABLE ASSY, 10-32 TO 10-32, MODEL 60123A

SIZE	CAGE CODE	DWG NO	REV
B	2W033	127-60123A	A

SCALE: 2:1 SHEET 1 OF 1

172-0186 REV A