

PROPRIETARY AND CONFIDENTIAL

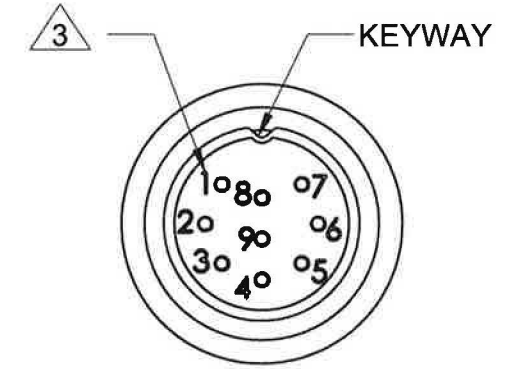
THE INFORMATION CONTAINED IN THIS DRAWING IS THE SOLE PROPERTY OF DYTRAN INSTRUMENTS INC. ANY REPRODUCTION IN PART OR AS A WHOLE WITHOUT THE WRITTEN PERMISSION OF DYTRAN INSTRUMENTS INC. IS PROHIBITED

1 CABLE LENGTH TOLERANCE

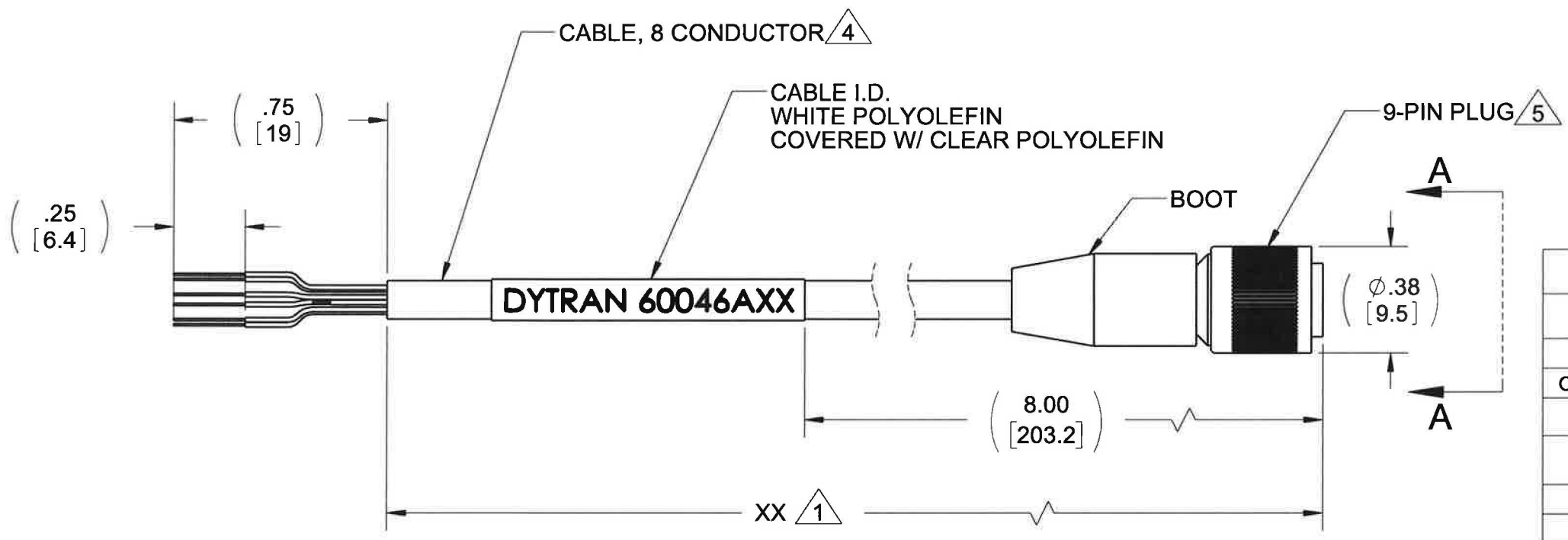
ENGLISH		[METRIC]	
≤1FT	+1/ -0 IN	≤0.3m	+25mm -0mm
>1 FT - 5 FT	+2/ -0 IN	.0.3 m-1.5m	+50mm -0mm
> 5 FT - 10 FT	+4/ -0 IN	>1.5m-3m	+100mm -0mm
>10 FT - 25FT	+6 / -0 IN	>3m-7.5m	+150mm -0mm
>25 FT	+5% / -0%	>7.5m	+5%/ -0%

REVISIONS

REV	ECN	DESCRIPTION	BY/DATE	CHK	APPR
A	13313	INITIAL RELEASE	LA 02/27/17	EM	LN

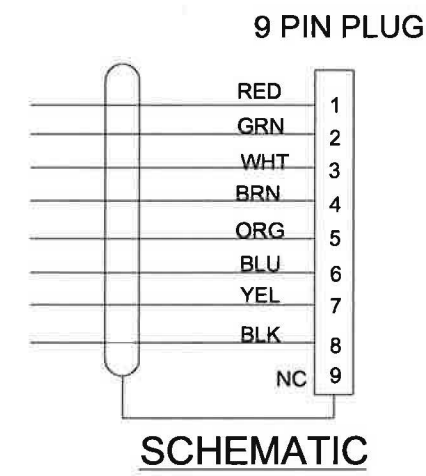


VIEW A-A SCALE 4: 1



4 CABLE SPECIFICATIONS	
CONDUCTORS	AWG 26-7/34 SILVER PLATED COPPER
TEMPERATURE	392 °F [200 °C]
CABLE DIAMETER	.135 MAX
JACKET	ORANGE FEP .010 WALL THICKNESS
SHIELDING	38 AWG SILVER PLATED COPPER BRAIDED 95% COVERAGE 7E-16C 36F/30B
VOLTAGE	600 VOLTS
FILLER	FIBERGLASS

5 CONNECTOR SPECIFICATIONS	
HOUSING MATERIAL AND FINISH	BRASS, GOLD PER MIL-G-45204 TYPE II, CLASS 1
CONTACTS: TYPE, MATERIAL, AND FINISH	SOCKET, BRASS, GOLD PER MIL-G-45204 TYPE II, CLASS 1
PLUG INSERT	PEEK
BOOT	FLUORO-SILICONE
WEIGHT	4.5 GRAMS MAX



5 SEE TABLE FOR CONNECTOR SPECIFICATIONS.

4 SEE TABLE FOR CABLE SPECIFICATIONS.

3 PIN NUMBERS SHOWN ARE FOR REFERENCE ONLY AND DO NOT APPEAR ON ACTUAL PART.

2. OPERATING RANGE: -67°F (-55°C) TO 248°F (120°C).

1 MODEL NO. 60046AXX ("XX" EQUALS LENGTH IN FEET).

NOTES: UNLESS OTHERWISE SPECIFIED

UNLESS OTHERWISE SPECIFIED: INTERPRET DIM & TOL PER ASME Y14.5M - 1994. REMOVE BURRS. COUNTERSINK INTERNAL THDS 90° TO MAJOR DIA. CHAM EXT THDS 45° TO MINOR DIA. THD LENGTHS AND DEPTHS ARE FOR MIN FULL THDS. DIMENSIONS APPLY AFTER FINISHING.

ALL MACHINED SURFACES. TOTAL RUNOUT WITHIN .005. BREAK SHARP EDGES .005 TO .010. MACHINED FILLET RADII .005 TO .015. WELDING SYMBOLS PER AWS A2.4. ABBREVIATIONS PER MIL-STD-12.

DECIMALS	METRIC	ANGLES
.XX ±.03	.X ± 0.8	±1°
.XXX ±.010	.XX ±0.25	

APPROVALS	DATE
ORIG LA	02/23/17
CHK EM	2/27/17
APP LN	3/3/17

DO NOT SCALE DRAWING

DYTRAN INSTRUMENTS, INC. Chatsworth, CA

MASTER COPY ONLY IF IN RED

TITLE: **OUTLINE/INSTALLATION DRAWING, CABLE ASSY, 9-PIN PLUG TO FLYING LEAD, MODEL 60046A**

SIZE B	CAGE CODE 2W033	DWG NO 127-60046A	REV A
--------	-----------------	-------------------	-------

SCALE: 1:2 SHEET 1 OF 1