

PROPRIETARY AND CONFIDENTIAL

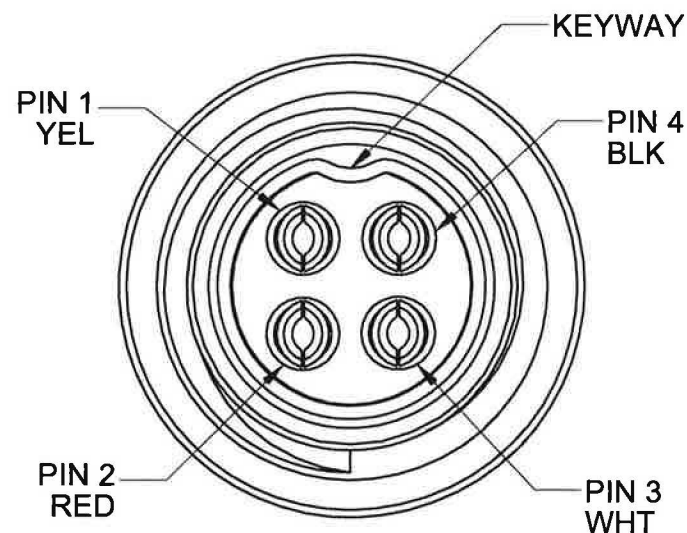
THE INFORMATION CONTAINED IN THIS DRAWING IS THE SOLE PROPERTY OF DYTRAN INSTRUMENTS INC. ANY REPRODUCTION IN PART OR AS A WHOLE WITHOUT THE WRITTEN PERMISSION OF DYTRAN INSTRUMENTS INC. IS PROHIBITED

REVISIONS

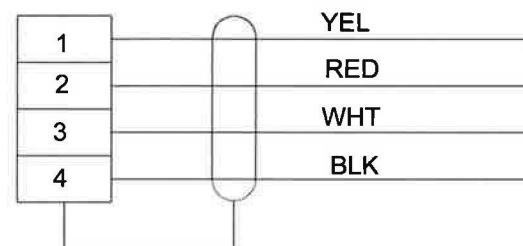
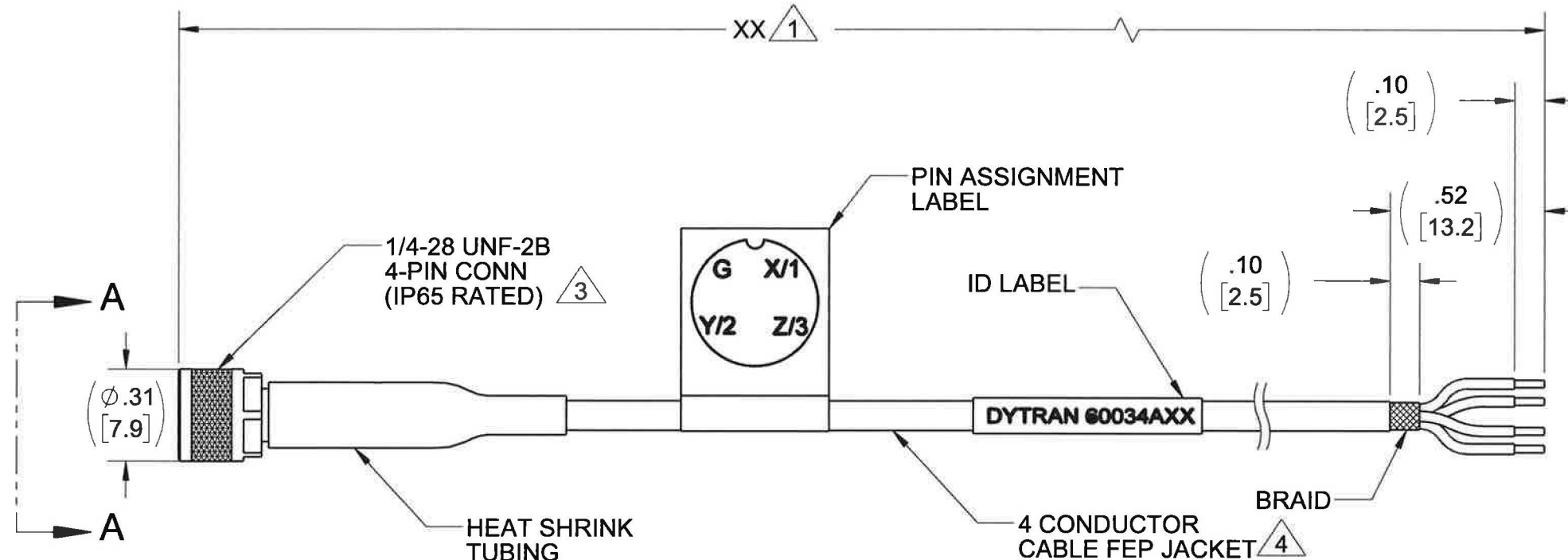
| REV | ECN | DESCRIPTION | BY/DATE | CHK | APPR |
|-----|-------|--|--------------|-----|------|
| A | 13454 | INITIAL RELEASE | RA 05/09/17 | MH | LN |
| B | 13524 | SHT 2 OF 2 ADDED CONNECTOR MATING DETAIL | RA, 06/27/17 | EM | AS |
| C | 13956 | CHANGE TO FLAG NOTE 3: IS: IP65, WAS: IP67 | RA, 01/09/18 | EM | LN |

1 CABLE LENGTH TOLERANCE

| ENGLISH | | METRIC | |
|----------------|------------|------------|-------------|
| ≤1FT | +1/ -0 IN | ≤0.3m | +25mm/-0mm |
| >1 FT - 5 FT | +2/ -0 IN | >0.3m-1.5m | +50mm/-0mm |
| > 5 FT - 10 FT | +4/ -0 IN | >1.5m-3m | +100mm/-0mm |
| >10 FT - 25FT | +6 / -0 IN | >3m-7.5m | +150mm/-0mm |
| >25 FT | +5% / -0% | >7.5m | +5%-0% |



VIEW A-A
SCALE 8 : 1



SCHEMATIC DIAGRAM

4 CABLE SPECIFICATIONS

| | |
|--------------------|--|
| CONDUCTORS | 30 AWG 7/38 SILVER PLATED COPPER |
| SHIELD | SILVER PLATED COPPER BRAID, 90% MIN COVERAGE |
| TEMPERATURE RATING | 392°F (+200°C) |
| VOLTAGE | 250 VOLTS |
| JACKET | .006/.015 WALL NOMINAL BLACK, FEP |
| CABLE DIA | ∅.090" - ∅.105" [2.29 - 2.67 mm] MAX |

- 4 SEE TABLE FOR CABLE SPECIFICATIONS.
- 3 IP65 RATING IN MATED CONDITION, SEE MATING DETAIL, SHEET 2 OF 2.
- 2. CABLE ASSEMBLY OPERATING TEMPERATURE
-55°C TO +110°C (-131°F TO +230°F)
- 1 MODEL NUMBER 60034AXX (XX DENOTES LENGHT IN FEET)

NOTES: UNLESS OTHERWISE SPECIFIED

UNLESS OTHERWISE SPECIFIED:
 INTERPRET DIM & TOL PER ASME Y14.5M - 1994.
 REMOVE BURRS.
 COUNTERSINK INTERNAL THDS 90° TO MAJOR DIA.
 CHAM EXT THDS 45° TO MINOR DIA.
 THD LENGTHS AND DEPTHS ARE FOR MIN FULL THDS.
 DIMENSIONS APPLY AFTER FINISHING.

ALL MACHINED SURFACES.
 TOTAL RUNOUT WITHIN .005.
 BREAK SHARP EDGES .005 TO .010.
 MACHINED FILLET RADII .005 TO .015.
 WELDING SYMBOLS PER AWS A2.4.
 ABBREVIATIONS PER MIL-STD-12.

UNLESS OTHERWISE SPECIFIED:
 DIMENSIONS ARE IN INCHES.
 DIMENSIONS IN BRACKETS [] ARE IN MILLIMETERS TOLERANCES ARE:

| DECIMALS | METRIC | ANGLES |
|------------|-----------|--------|
| .XX ±.03 | .X ± 0.8 | ± 1° |
| .XXX ±.010 | .XX ±0.25 | |

| APPROVALS | | DATE |
|-----------|----|----------|
| ORIG | RA | 05/09/17 |
| CHK | MH | 05/18/17 |
| APP | LN | 05/23/17 |

DO NOT SCALE DRAWING

THIRD ANGLE PROJECTION
 USA

DYTRAN INSTRUMENTS, INC. CHATSWORTH, CA
MASTER ONLY IN RED

TITLE: **OUTLINE/INSTALLATION DRAWING, MODEL 60034A**

| | | | |
|------|-----------|------------|-----|
| SIZE | CAGE CODE | DWG NO | REV |
| B | 2W033 | 127-60034A | C |

SCALE: 2:1 SHEET 1 OF 2

PROPRIETARY AND CONFIDENTIAL

THE INFORMATION CONTAINED IN THIS DRAWING IS THE SOLE PROPERTY OF DYTRAN INSTRUMENTS INC. ANY REPRODUCTION IN PART OR AS A WHOLE WITHOUT THE WRITTEN PERMISSION OF DYTRAN INSTRUMENTS INC. IS PROHIBITED

D

D

SHRINK TUBING

RETRACT NUT EXPOSING
CONN. BODY

O-RING

SENSOR 3023A WITH 4-PIN CONN. REF

3023A CONN. SEATED
OVER O-RING, FULLY
MATED BY HAND

C

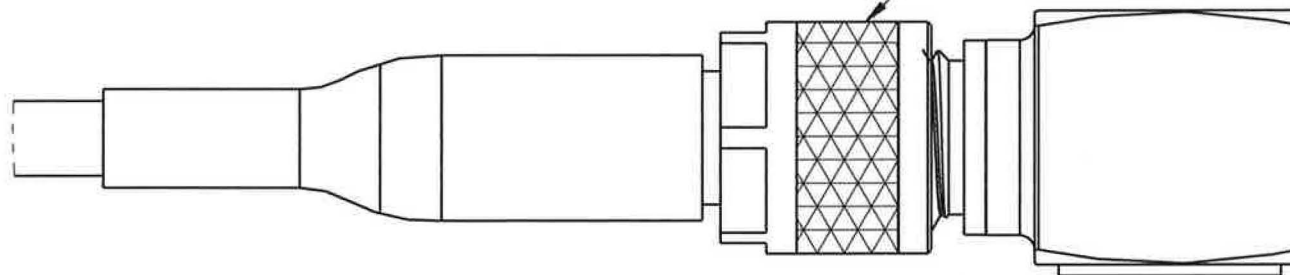
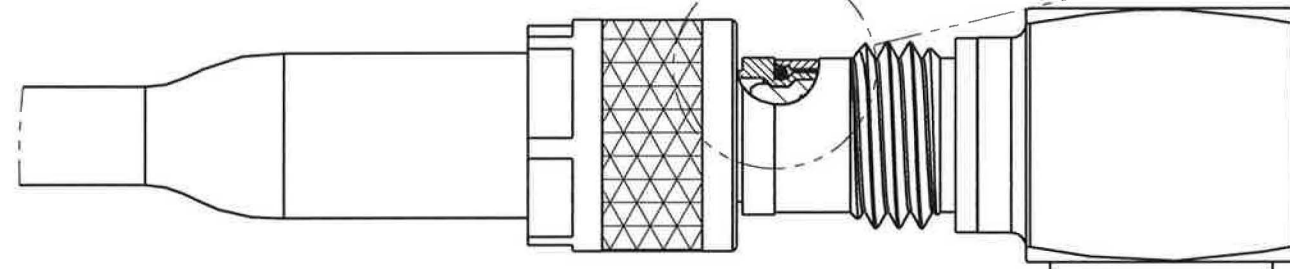
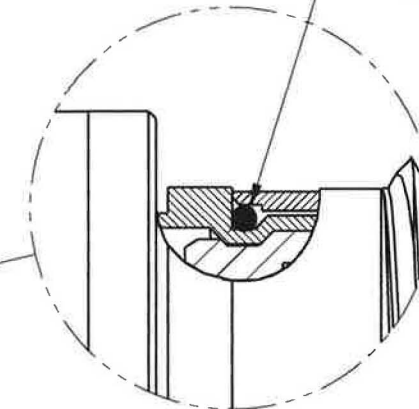
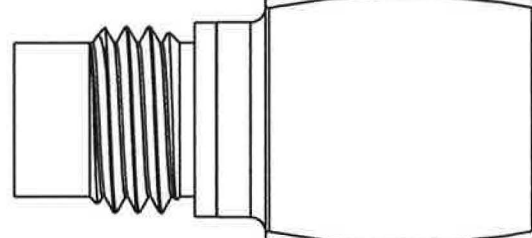
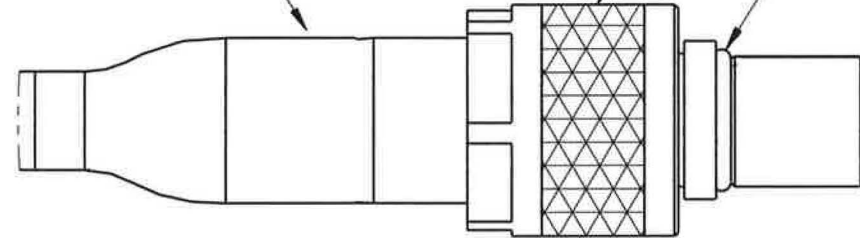
C

B

B

A

A



NUT TIGHTENED BY HAND DRAWING
PARTS TOGETHER

3 CONNECTOR MATING DETAIL
SCALE: 2:1

| | | | |
|--|---------------------------|---------------------------------|-----------------|
| | | MASTER ONLY IF IN RED | |
| TITLE: OUTLINE/INSTALLATION DRAWING, MODEL 60034A | | | |
| SIZE B | CAGE CODE 2W033 | DWG NO 127-60034A | REV C |
| SCALE: 1:4 | PART NO: 127-60034A | SHEET 2 OF 2 | |