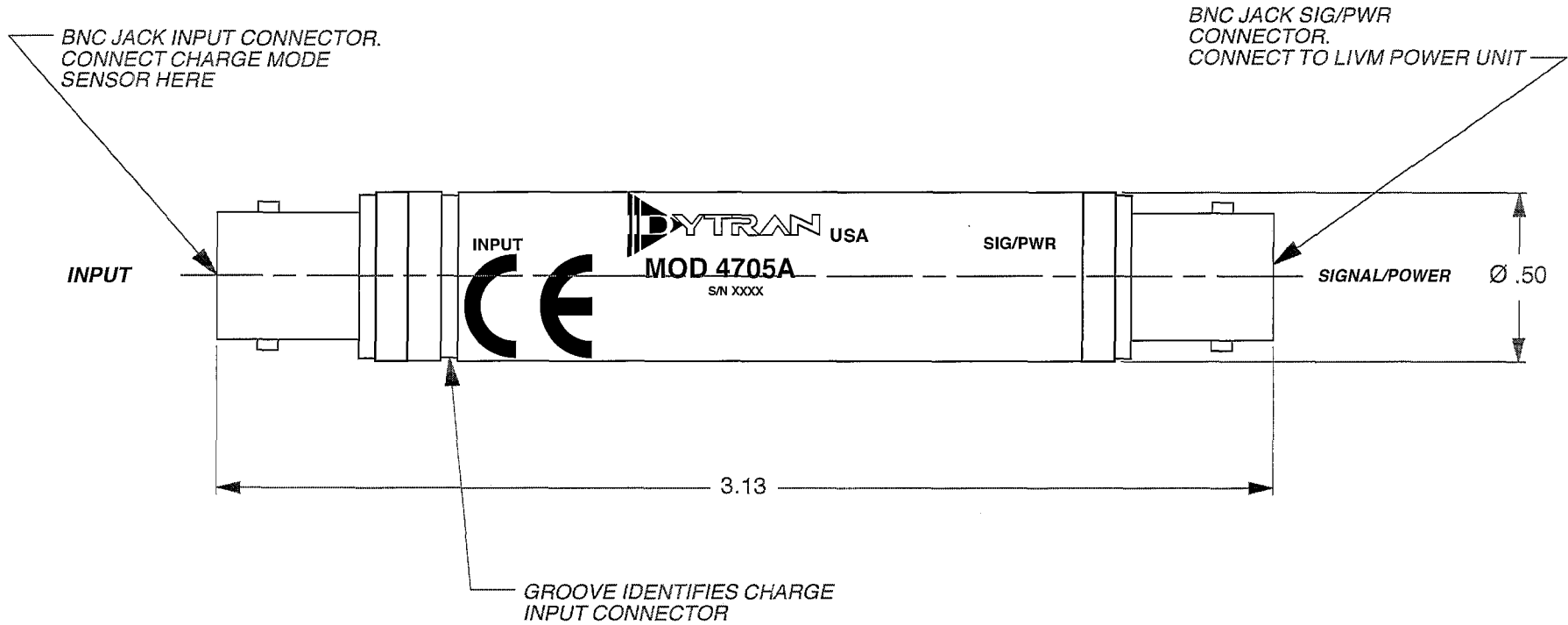


REV	ECN	DESCRIPTION	BY/DATE	CHK	APPR
A	6389	REMOVED "INSTRUMENTS, INC" FROM MARKING	RLA 11/11/09	JS	DV
B	7488	ADDED "CE" MARKING	RLA 04/18/11	JS	DV
C	10244	INCREASED SIZE OF "CE" MARKING	RLA 08/12/13	EM	SN



1. WEIGHT: 27 GRAMS

		MASTER ONLY IF IN RED		CHATSWORTH, CA.	
SCALE	2X	REV	-	DATE	SEE REV BLK
DATE	1/7/94	PART NO.			
DRAWN	N.C.	CHECKED	D.Z.	MAT'L	
APPROVED	N.C.	1/7/94	NEXT ASSEMBLY	USED ON	4705A
TITLE				DWG NO.	
OUTLINE/INSTALLATION DRAWING, SERIES 4705A				127-4705A	
SHEET 1 OF 1					

Model Number 4705A1	PERFORMANCE SPECIFICATION	DOC NO PS4705A1
	CHARGE AMPLIFIER, IN-LINE	REV A, ECN 12922, 08/23/16



- FAST TURN ON TIME
- MINIATURE PACKAGE

PHYSICAL

	ENGLISH		SI	
Weight, Max	1.2	oz	33	grams
Connector	BNC Jack		BNC Jack	
	BNC Jack		BNC Jack	
Housing	300 Series S.S.		300 Series S.S.	
Isolation	Case Grounded		Case Grounded	

PERFORMANCE

Sensitivity, ±5%	50	mV/pC	50.0	mV/pC
Input Range, ±5V out	±100	pC	±100	pC
Frequency Range, -5%	4.8-660	Hz	4.8-660	Hz
	1.6-2000	Hz	1.6-2000	Hz
Feedback Capacitor	50	pF	50	pF
Thermal Coefficient of Sensitivity, Max.	0.02	%/°F	0.04	%/°C
Minimum Source Resistance	1000	MΩ	1000	MΩ

ELECTRICAL

Supply Current Range [1]	2 to 20	mA	2 to 20	mA
Compliance Voltage Range	+18 to +30	VDC	+18 to +30	VDC
Output Impedance, Typ.	100	Ω	100	Ω
Output Bias Voltage	11	VDC	11	VDC
Discharge Time Constant	0.6	sec	0.6	sec

ENVIRONMENTAL

Shock Max.	2000	g pk	19620	m/s ²
Vibration Max.	300	g pk	2943	m/s ²
Operating Temperature	-50 to +185	°F	-46 to +85	°C
Seal	Epoxy		Epoxy	

This family also includes:

Model	Sensitivity (mV/pC)	Range (pC)	Insulation Resistance (Ω)	Feedback Capacitor (pF)
4705A2	10	500	200M	100
4705A3	1.0	5000	2M	1000
4705A4	0.1	50000	1M	10000


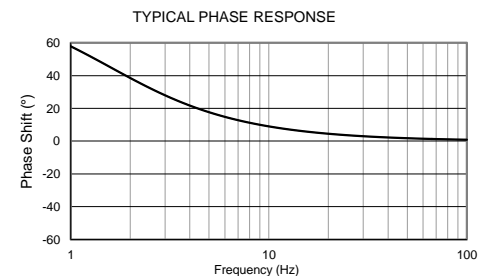
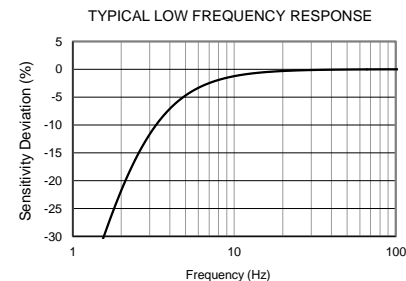
Refer to the performance specifications of the products in this family for detailed description

Supplied Accessories:

- 1) Accredited calibration certificate (ISO 17025)

Notes:

- [1] Do not apply power to this device without current limiting, 20 mA MAX. To do so will destroy the integral IC amplifier.



Units on the line drawing are in inches, units in brackets are in millimeters. Refer to 127-4705A for more information.



21592 Marilla Street, Chatsworth, California 91311 Phone: 818.700.7818 Fax: 818.700.7880 www.dytran.com
For permission to reprint this content, please contact info@dytran.com