

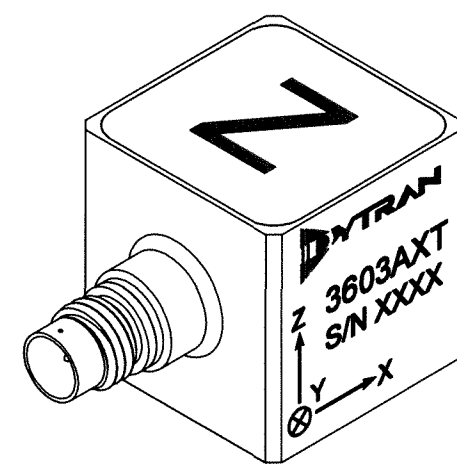
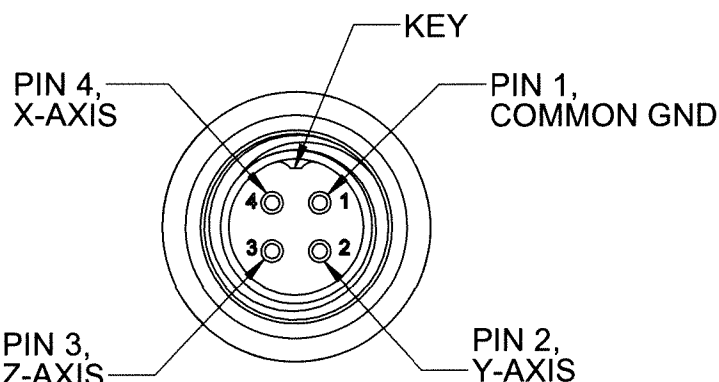
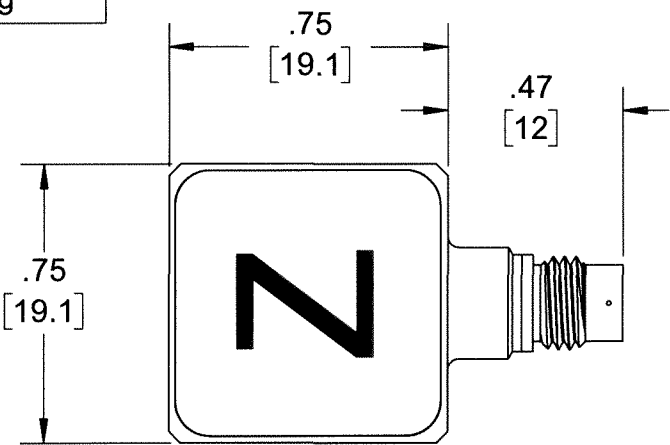
PROPRIETARY AND CONFIDENTIAL

THE INFORMATION CONTAINED IN THIS DRAWING IS THE SOLE PROPERTY OF DYTRAN INSTRUMENTS INC. ANY REPRODUCTION IN PART OR AS A WHOLE WITHOUT THE WRITTEN PERMISSION OF DYTRAN INSTRUMENTS INC. IS PROHIBITED

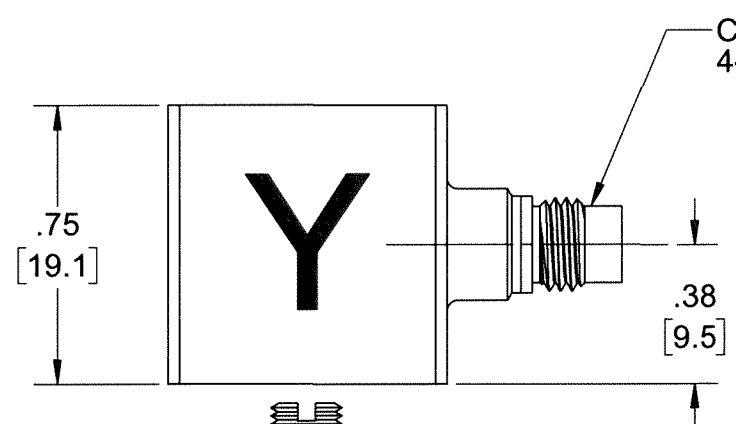

REVISIONS

REV.	ECN	DESCRIPTION	BY/DATE	CHK	APPR
A	12279	INITIAL RELEASE. SAME AS REV X2.	KG 04/16/18	LW	AS

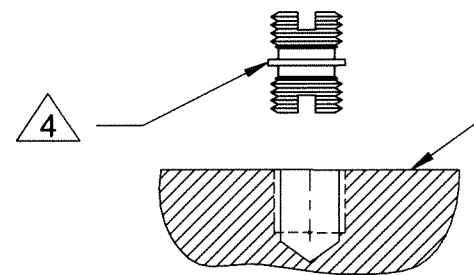
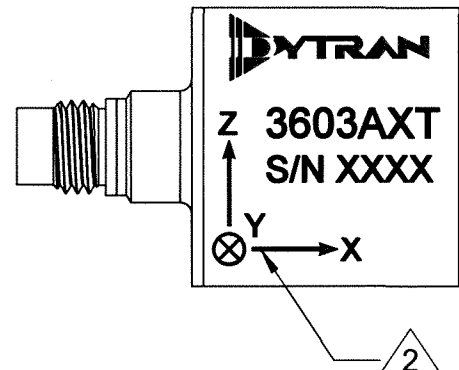
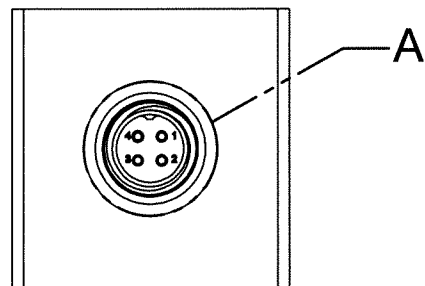
MODEL	SENSITIVITY
3603A1T	1 mV/g
3603A2T	5 mV/g
3603A3T	10 mV/g



DETAIL A
SCALE 4:1



CONNECTOR,
4-PIN, 1/4-28 UNF-2A




MOUNTING RECOMMENDATION:
 PREPARE A .80 [20.3] X .80 [20.3] MIN SURFACE,
 FLAT TO .001 TIR.
 TAP 10-32 UNF-2B ∇ .15 [3.8] MIN.
 MOUNTING TORQUE: 10-12 Lb-in.

- 4 MOUNTING STUD MODEL 6200 (SUPPLIED)
- 3. HOUSING/CONNECTOR MATERIAL: TITANIUM ALLOY
- 2 ARROWS INDICATE DIRECTION OF ACCELERATION FOR POSITIVE OUTPUT.
- 1. WEIGHT: 30 GRAMS, MAX

NOTES: UNLESS OTHERWISE SPECIFIED

UNLESS OTHERWISE SPECIFIED: INTERPRET DIM & TOL PER ASME Y14.5M - 1994. REMOVE BURRS. COUNTERSINK INTERNAL THDS 90° TO MAJOR DIA. CHAM EXT THDS 45° TO MINOR DIA. THD LENGTHS AND DEPTHS ARE FOR MIN FULL THDS. DIMENSIONS APPLY AFTER FINISHING.	UNLESS OTHERWISE SPECIFIED: DIMENSIONS ARE IN INCHES DIMENSIONS IN BRACKETS [] ARE IN MILLIMETERS TOLERANCES ARE:		<p>MASTER COPY ONLY IF IN RED Chatsworth, CA</p>
	DECIMALS .XX ±.03 .XXX ±.010	METRIC .X ± 0.8 .XX ± 0.25	
APPROVALS		DATE	TITLE: OUTLINE/INSTALLATION DWG, MECHANICALLY FILTERED TRIAXIAL ACCEL, 3603AXT SERIES
ORIG	LN	08/18/15	SIZE B CAGE CODE 2W033 DWG NO 127-3603A1T REV A
CHK	LW	4/19/18	
APP	AS	4/20/18	
DO NOT SCALE DRAWING		THIRD ANGLE PROJECTION USA	SCALE: 2:1 SHEET 1 OF 1



- MECHANICALLY & ELECTRICALLY FILTERED
- HERMETICALLY SEALED
- GROUND ISOLATED
- TEDS FUNCTION
- EXCELLENT LINEARITY

This family also includes:

Model	Sensitivity (mV/g)	Freq Response (Hz), ±3dB	Time Constant (Sec)	Operating Temp (°F)
3603A1T	1	0.3 to 5000	0.5 to 2.0	-60 to 250
3603A2T	5	0.3 to 5000	0.5 to 2.0	-60 to 250

Refer to the performance specifications of the products in this family for detailed description

Supplied Accessories:

- 1) Accredited calibration certificate (ISO 17025)
- 2) Mounting stud model 6200, (10-32 to 10-32).

Notes:

- [1] Glass to metal seal connector. Mates with Dytran cable Model 6811AXX (XX=length in feet).
- [2] Measured at 100Hz, 1 Grms per ISA RP 37.2.
- [3] Measured using zero-based straight line method, % of F.S. or any lesser range.
- [4] Do not apply power to this system without current limiting, 20 mA MAX. To do so will destroy the amplifier.
- [5] TEDS operational temperature: -40° F to +185° F [-40° C to +85° C]
- [6] In the interest of constant product improvement, we reserve the right to change specifications without notice.

It is the customer's responsibility to validate that a particular product with the properties described in the product specification is suitable for use in a particular application. Parameters provided in datasheets and / or specifications may vary in different applications and performance may vary overtime. All operating parameters, including typical parameters, must be validated for each customer application by the customer's technical experts.

PHYSICAL

Weight, Max. Tapped hole
 Mounting Provision Type
 Connector [1]
 Housing Material
 Sensing Element Material
 Element Style Isolation

ENGLISH		SI	
1.05	oz	30	grams
10-32 UNF-2B		10-32 UNF-2B	
4-pin		4-pin	
Titanium		Titanium	
Titanium		Titanium	
Case Isolated		Case Isolated	
Single Crystal		Single Crystal	
Planar Shear		Planar Shear	

PERFORMANCE

Sensitivity, ±10% [2]
 Range for ± 5 Volts Output
 Frequency Response, ±3dB
 Resonant Frequency
 Broad Band Resolution
 Linearity [3]
 Maximum Transverse Sensitivity
 Strain Sensitivity @ 250µε

10	mV/g	1.0	mV/m/s ²
± 500	g peak	± 4905	m/s ²
0.3 to 5000	Hz	0.3 to 5000	Hz
> 25	kHz	> 25	kHz
0.007	g rms	0.07	m/s ² rms
± 1	% F.S.	± 1	% F.S.
6	%	6	%
0.002	g/µε	0.02	m/s ² /µε

ENVIRONMENTAL

Maximum Vibration
 Maximum Shock
 Operating Temperature Range
 Seal

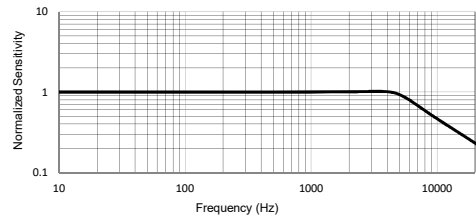
1000	g peak	9810	m/s ² peak
1500	g peak	14715	m/s ² peak
-60 to 250	°F	-51 to 121	°C
Hermetic		Hermetic	

ELECTRICAL

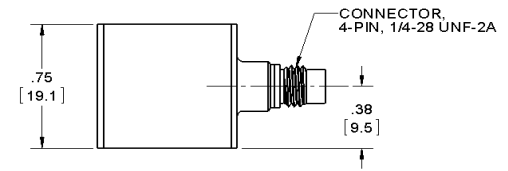
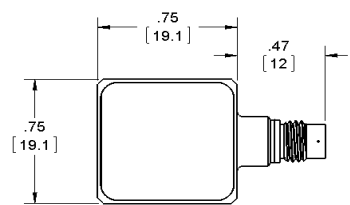
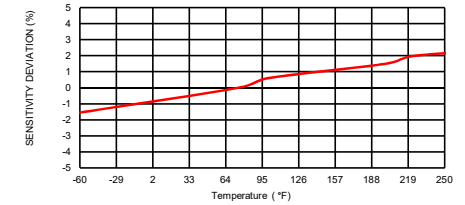
Supply Current Range [4]
 Compliance Voltage Range
 Output Impedance, Typ
 Bias Voltage
 Discharge Time Constant
 Electrical Isolation
 TEDS Feature [5]

2 to 20	mA	2 to 20	mA
+18 to +30	Volts	+18 to +30	Volts
100	Ω	100	Ω
+7.0 to +13.0	VDC	+7.0 to +13.0	VDC
0.5 to 2.0	Sec	0.5 to 2.0	Sec
10	GΩ,min	10	GΩ,min
IEEE 1451.4		IEEE 1451.4	

TYPICAL FREQUENCY RESPONSE



TYPICAL TEMPERATURE RESPONSE



Units on the line drawing are in inches, units in brackets are in millimeters. Refer to 127-3603A1T for more information.

