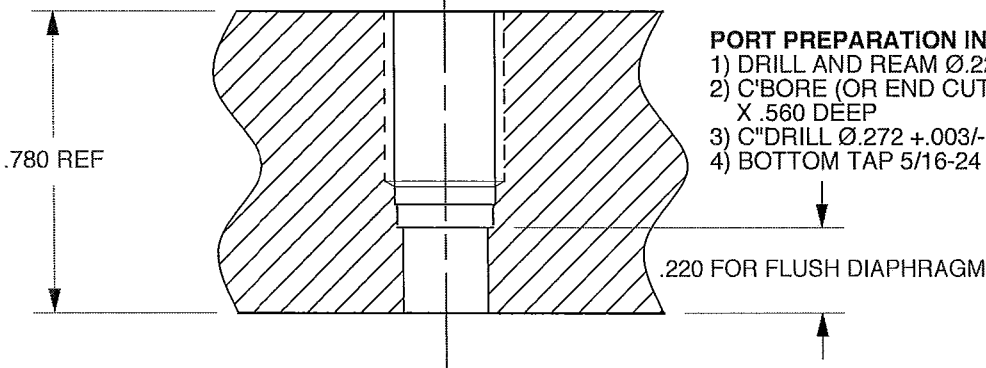
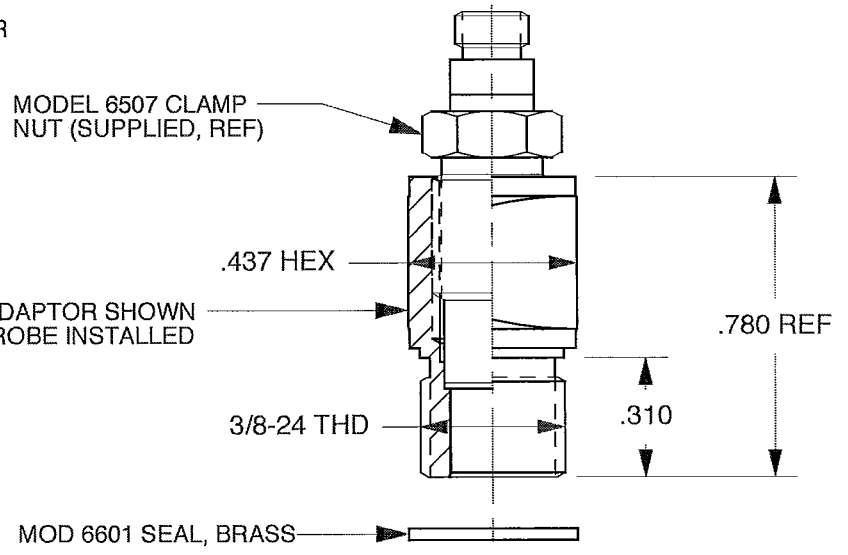
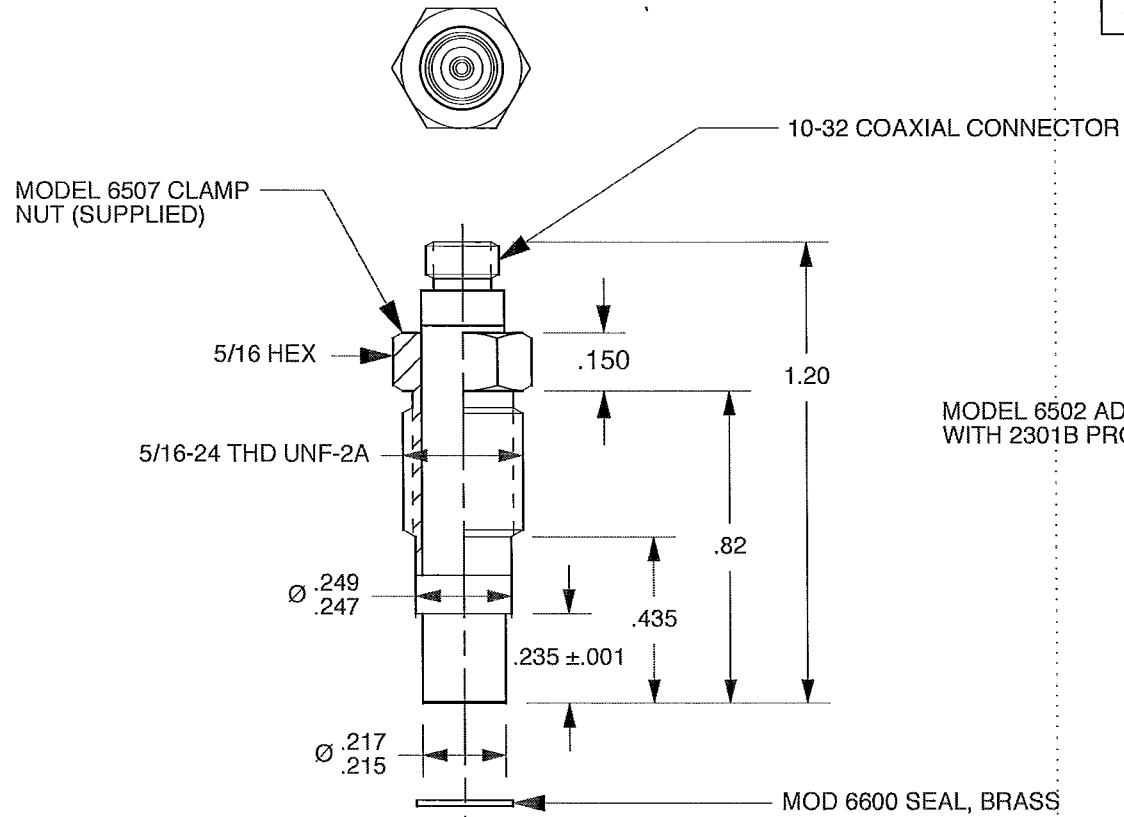


REV	ECN	DESCRIPTION	BY/DATE	CHK	APPR
A	-	INITIAL RELEASE	NC/3-02-05	<i>[Signature]</i>	<i>[Signature]</i>



PORT PREPARATION INSTRUCTIONS, 2301B PROBE
 1) DRILL AND REAM Ø.221 +.001/-.000 THRU
 2) C'BORE (OR END CUTTING REAM) 1/4 (Ø.250) X .560 DEEP
 3) C'DRILL Ø.272 +.003/-.001 X .500 DEEP
 4) BOTTOM TAP 5/16-24 UNF-2B X .440 MIN DEPTH

PORT PREPARATION INSTRUCTIONS, 6502 THREADED MOUNTING ADAPTOR
 1) DRILL Q (Ø.332) THRU (OR .450 MIN DEPTH)
 2) TAP 3/8-24 UNF-2B X .350 MIN DEPTH
 3) C'BORE Ø.437 +.003/-.000 X .030 DEEP

- 4) HOUSING/DIAPHRAGM MATERIAL: TITANIUM ALLOY.
- 3) WEIGHT: 5 GRAMS.
- 2) MOUNTING TORQUE FOR 6502 ADAPTOR: 50-60 LB-INCHES.
- 1) MOUNTING TORQUE FOR 2301B PROBE: 30 LB- INCHES.

DYTRAN INSTRUMENTS, INC.		MASTER ONLY IF IN RED		CHATSWORTH, CA.	
SCALE 2X	DESIGN NC	DATE 3/2/05			
DRAWN NC	DATE 3/2/05	PART NO. MODEL SERIES 2301B			
CHECKED R.A.	DATE 3/2/05	MAT'L			REV A
APPROVED NC	DATE 3/2/05	NEXT ASSEMBLY	USED ON SERIES 2301B		
TITLE: OUTLINE/INSTALLATION DRAWING, MODEL SERIES 2301B			DWG NO. 127-2301B		
			SHEET 1 OF 1		

**SPECIFICATIONS, MODEL SERIES 2301B
HIGH FREQUENCY PROBE TYPE PRESSURE SENSORS**

COMMON SPECIFICATIONS	VALUE	UNITS
PHYSICAL		
WEIGHT	5	Grams
CONNECTOR	10-32	COAXIAL
SIZE, LENGTH X DIA.	1.2 X Ø.249	IN.
DIAPHRAGM DIA.	Ø.217	IN.
MATERIAL, HOUSING/DIAPHRAGM	TITANIUM ALLOY	
MOUNTING	SEPARATE CLAMP NUT W/5/16-24 THREADS	

PERFORMANCE

SPECIFICATIONS FOR SPECIFIC MODELS

MODEL	RANGE (Psi)	SENSITIVITY (mV/Psi)	MAX. PRESS (Psi) [3]	ELECT NOISE (Psi)	RISE TIME (µsec)	DISCHARGE TC (sec)	-3db LOW FREQ. (Hz)
2301B1	250	20	5000	0.004	< 1.0	2.0	0.08
2301B3	500	10	10,000	0.007	< 1.0	5.0	0.03
2301B4	1000	5	10,000	0.014	< 1.0	10.0	0.02
2301B5	5000	1	15,000	0.07	< 1.0	50.0	0.003
2301B6	10,000	0.5	15,000	0.14	< 1.0	100.0	0.0016
2301B7	15,000	0.33	18,000	0.02	< 1.0	5.0	0.03

SPECIFICATIONS, ALL MODELS

RESONANT FREQUENCY, NOM.	500	kHz
ACCELERATION SENSITIVITY	.001	PSI/g
LINEARITY	± 1	%

ENVIRONMENTAL

MAXIMUM VIBRATION	± 5000	g's
MAXIMUM SHOCK	10,000	g's
ENVIRONMENTAL SEAL	WELDED, GLASS TO METAL	HERMETIC
TEMPERATURE RANGE [1]	-100 to +250	°F
COEFFICIENT OF THERMAL SENSITIVITY	.03	%/°F

ELECTRICAL

OUTPUT IMPEDANCE, NOM	100	OHMS
BIAS VOLTAGE OF INTEGRAL AMPLIFIER, NOM.	+11	VOLTS
SUPPLY CURRENT RANGE	2 to 20	mA
COMPLIANCE (SUPPLY) VOLTAGE RANGE [2]	+18 to +30	VDC

NOTES:

- [1] Maximum flash temperature, +3000°F, short duration
- [2] From current limiting power unit only. **Do not** power up without current limiting power unit.
- [3] Refers to maximum pressure before possibility of damage to internal electronics.